

Rayne Parish Plan- The final document

CONTENTS

1. Summary
2. Background
3. Introduction
4. The Process
5. Summary of Results
6. Youth Workshop
8. Action Plan
7. Acknowledgements
8. Appendix 1 The Questionnaire

1 *Summary*

The production of this Parish Plan has taken place over a remarkably short time, less than 12 months since the foundation of the Steering Group committee. This has been down to the dedication of a number of individuals who have kept the process moving along. There is now a clear definition of the views of the people of Rayne with which the Parish Council and others can use when determining policy and actions.

The results have shown some surprising and some predictable points of view. Many people who have moved here have stayed here in excess of 10 years. The range of good family sized accommodation has also been a very attractive feature. Rayne residents overwhelmingly wish to remain a rural village, there is no desire at all to be part of the urban sprawl of Great Notley or Braintree. The surrounding countryside and associated plants and wildlife is very important to villagers with many taking pleasure in its existence even if they are unable to use it for recreation. There is a sense of pride in the village as a lot of people are keen to see the history displayed as well as to keep the present village neat and tidy.

Within the village most people suffer little regular disturbances to their lives from items such as aircraft and traffic noise. There is a desire to use the facilities such as the playing fields and Village Hall, to engender a bigger sense of community spirit. The amenities of the shops and especially the Post Office are of great importance to the majority.

Rayne appears to be a very safe place to live with many people reporting feeling safe during both day and night. An incident of anti social behaviour has only affected 1 in every 5 people of those that responded, with nearly half of all reported incidents for rowdiness. Whilst this behaviour is deplorable it is perhaps indicative of the society we now live in and less than many had feared!

There is concern over parking of cars on the roads and pavements, not surprising when most households have at least 2 cars. 7 out of 10 villagers felt that the speed of vehicles within the village was a problem, there was support for action but not a clear mandate for any one particular idea. The answer is probably a mix of measures.

My thanks to all those who took the trouble to fill in the questionnaire, to those that helped plan, design, distribute, and data input. Overall there were many good sensible ideas and comments made, these will continue to be analysed and discussed appropriately. There is a sense of pride and community within the village that is waiting to be released. This report is the first step, help us take the next steps to implement your desires as a villager.

2 *Background*

The Parish Council had developed an “Action Plan” for a number of projects it wished to fulfil within the village. This had been based on the councillors “feel” for public opinion without proper consultation and contribution from parishioners. However there has been a good record of consultation with local youngsters and support for local organisations within the village. This has led to the development of the small skateboard facility and also support for PARK (Playground Action for Rayne Kids), a voluntary group seeking to refurbish the existing play area. There had not been any previous surveys or appraisals carried out so the opportunity to develop a properly recognised Parish Plan into which the parishioners would have a huge part to play was seized upon.

After talks with the Jan Cole the Area Fieldworker for the Rural Community Council for Essex in early 2004 a grant application for funding to carry out a Parish Plan was applied for. This application was successful and the process started. It was decided to concentrate on the Parish

Plan first and develop a Village Design Statement later. A group has subsequently started on this project.

By producing this plan it represents a statement from the village and villagers of concerns, fears and positive aspects of village life. The Parish Council and Rayne residents in particular will have the opportunity to influence amongst others Braintree District Council, Essex County Council and The East Anglian regional assembly as well as the local health authorities and Essex Police. The results of the work we have carried out doing this project will form a very strong evidence base of the views of villagers, which should be taken into account when forming policy decisions. The views of Rayne villagers must also be shared with those of our neighbours, Great Notley, Felsted, Shalford and Bardfield.

The plan will provide a platform for the development of facilities, improvement of the environment, identify priority areas for which funding must be found through grants or the parish precept and influence building development to provide a safe and sustainable community.

3 Introduction

Rayne is situated 1.5 miles to the west of Braintree in the county of Essex. It falls within Braintree District Council and is one of 54 Parish councils within the district. There are currently 1676 people on the electoral roll living in just over 800 properties within the parish.

The village grew up along the old Roman road linking Colchester to St Albans. This Roman road was the main A class road (A120) for many years until volume of traffic necessitated the building of the bypass in 1979. Traffic calming was necessary following the opening of the bypass as the straight old Roman Road on which the village is built was conducive to speeding.

In 1900 there were about 100 houses, in the 1950's this had doubled to about 200. The late 1960's to the 1980's were a time of great change for the village. Farmland was developed into large housing estates either side of The Street (Medley Road and Brunwin Road respectively).

The Village school opened in new premises in 1975 and is a popular school attracting pupils from the surrounding area as well as Braintree. This popularity brings problems for the village as many pupils (as in many rural areas) are brought to school by car.

The rural nature of the village has changed as livestock farming has all but disappeared, there is still some arable farming but farmers now lease their land, using the farm buildings to generate income from the letting of small industrial units.

The major industry of the village, a foundry established in 1820 has recently closed and the site is scheduled for residential development with limited light industrial units.

Redundant historic barns within the village have recently been given permission to be redeveloped for residential purposes including live/work units.

The rural nature of the village can clearly be seen in the photograph below.



4 The Process

Here in Rayne a community workshop organised jointly by the Parish Council and Jan Cole from Rural Community Council for Essex was held back in September 2004 in which a considerable number of villagers had a brainstorming session on their likes, dislikes and areas for improvement within the village. On the back of the success and interest generated the Rayne Parish Plan Steering Group was formed and a list of volunteer villagers emerged.

The results of the initial public meeting were discussed, it was agreed that the best way to gather the evidence was to develop a questionnaire for adults and hold a workshop for the younger adults. Over the course of the next 2-3 months a number of meetings were held involving a core of volunteers developing a questionnaire covering all the issues raised. Great care was taken to try to avoid asking “leading questions”; the questions were phrased as neutrally as possible with the facility to offer comment.

We have wanted to encompass all age groups as they grow up within the village.

A group is currently working on a Village Design Statement and has undertaken a photographic and character assessment of the village.

The distribution of the questionnaire took place during May 2005 with collection taking place 2-3 weeks later. The Post Office kindly offered to act as a drop off point for completed questionnaires. Subsequent to that a group of villagers spent many hours inputting the findings into a database from which the analysis has taken place.

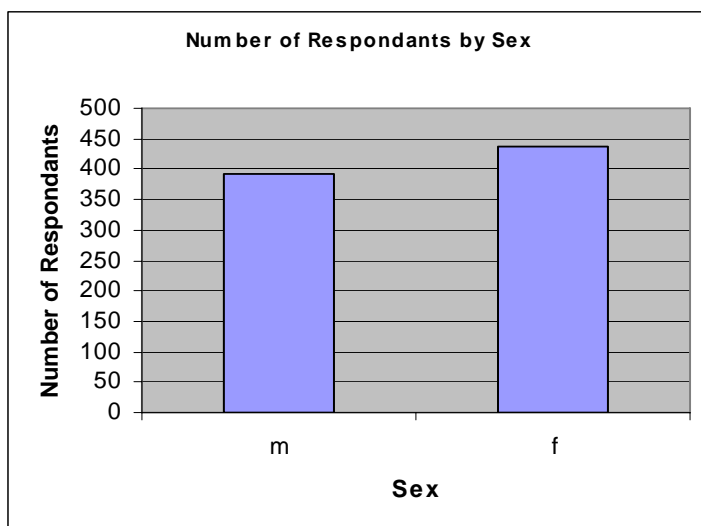
5 Summary of Results

The questionnaire was divided into 12 sections covering most aspects of village life.

Section 1 About You – an introductory section to find out basic information about respondents.

Total Number questionnaires distributed = 809
Total number questionnaires returned = 434
Response rate = 53.36%

Fig 1: Respondents by sex



Total number of male respondents = 393
Total number of female respondents = 438
Total respondents = 831

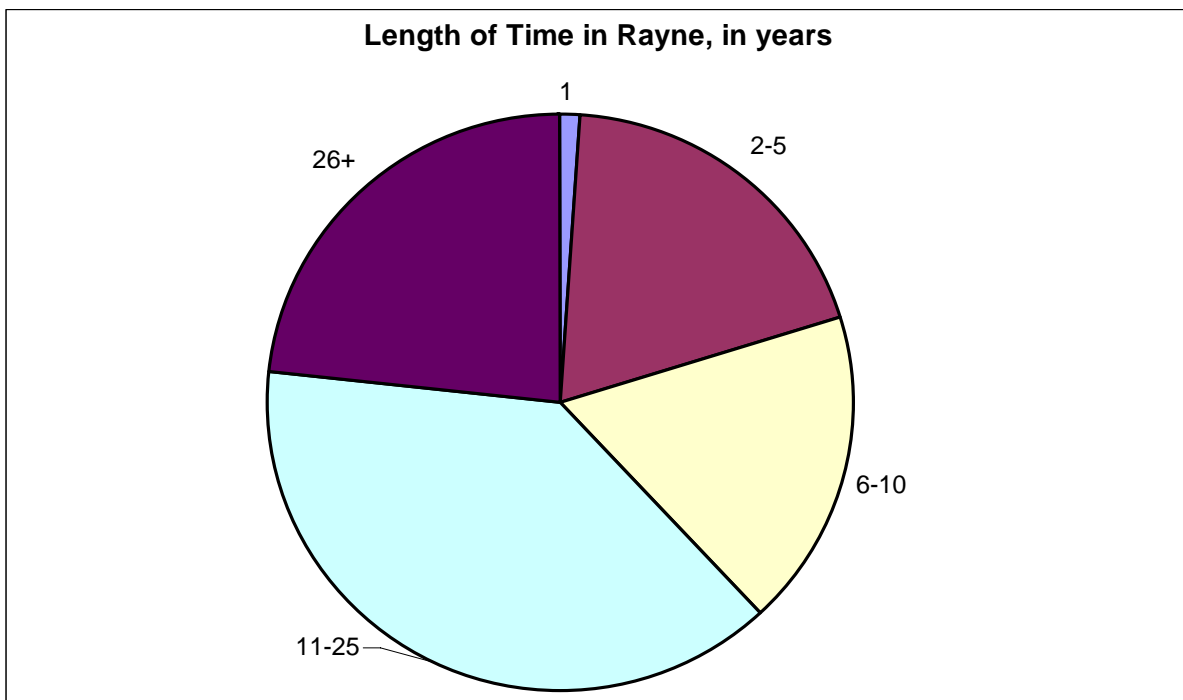
Fig 2: Age Composition

17-24	75	9.0%
25-44	233	28.0%
45-59	271	32.6%
60-74	181	21.8%
75+	71	8.5%
Total	831	

31.4% of households had children under 17. A total of 231 children were recorded of which 55% or 127 were aged under 9. 104 were aged between 10 and 16. This equates to 1.7 children per household with children.

We wanted to find out how long people had lived in the village and their reason for choosing to live in Rayne.

Fig 3: How long in village

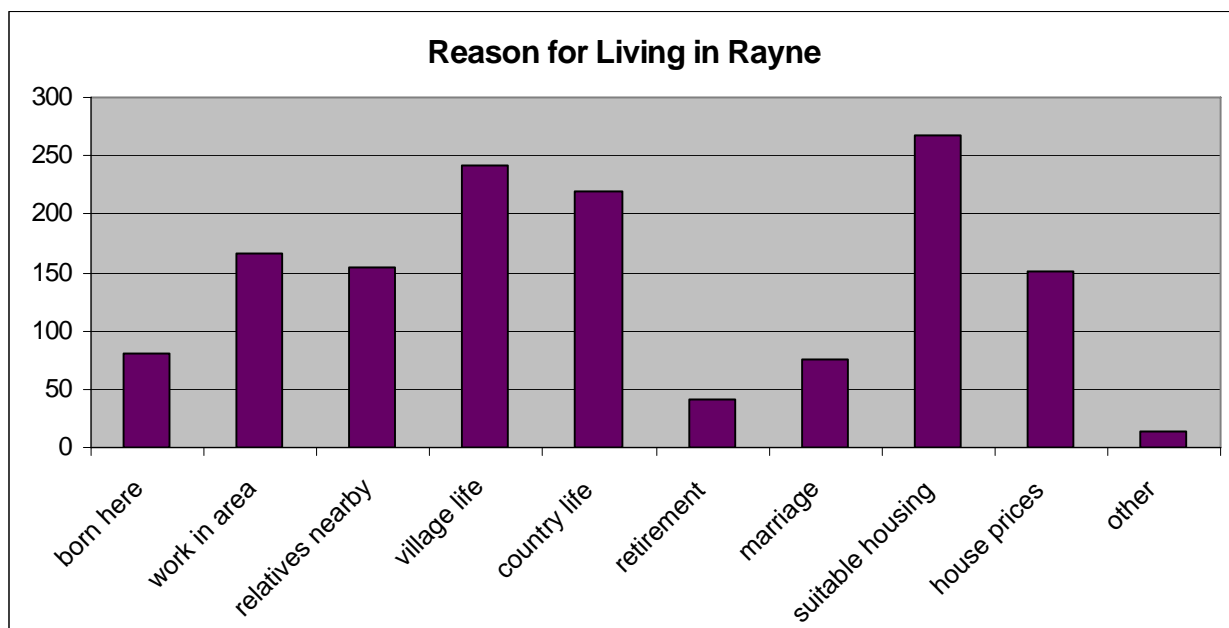


The results showed that 63% of all respondents or 521 people had lived in the village for over 11 years. 26% or 218 people had lived in the village for over 25 years. It seems that once people settled in the village they tended to stay.

Respondents were able to tick a number of reasons for choosing to live in the village as the result table shows 32.7% or a third chose the love of the country life and village life reflecting the rural history of Rayne. The other major factor is the housing stock within the village, the suitability and price of houses accounted for nearly 30% of reasons given.

Born Here	80	5.7%
Work in area	166	11.8%
Relatives nearby	154	10.9%
Love of village life	241	17.1%
Love of country life	219	15.6%
Retirement	42	3.0%
Marriage	75	5.3%
Suitable housing	267	19.0%
House prices	151	10.7%
Other	13	0.9%
Total	1408	

Fig 4: Reason for Living in Rayne



We asked about the employment status of people within the village, 62% of respondents were either employed or self employed, with only 7% not working. Just over a quarter were retired.

Section 2 Housing

We wanted to know more about the current housing stock and potential future needs of people within the village. As the table illustrates there is just over a third each of properties that are either semi-detached or detached houses with the balance made up of bungalows and terraced properties. The majority of properties had 3 or more bedrooms.

Type of property	Number Responses		Number bedrooms	Number responses	
Flat	1		1	1	
Bungalow	67	16%	2	66	15%
Semi detached	159	37%	3	182	42%
Detached	156	36%	4	153	36%
Terrace	45	10%	More than 4	28	7%
Other	2				
Total	430			430	

Perhaps more importantly we wanted to know whether current residents had a particular need for any alternative accommodation within the next 5-10 years. Those that answered yes then had a choice of types of accommodation. This question was designed to identify any future needs that could help influence planning decisions.

115 respondents or 27% said yes there would be a need. There was an overwhelming majority in favour of Starter homes (nearly 72%). This perhaps reflects the nationwide boom in house prices and the amount of income and capital required to get on the housing ladder.

Section 3 Development

The continued pressure to develop land in this and neighbouring parishes especially Great Notley has caused concern to many. We wanted to find out the strength of views of those in the village. There was unanimous support for maintaining the “green wedge” which allows Rayne to remain a village with a separate identity. Of the 832 responses there were only 3 against. Similarly there was unanimous support for the protection of open spaces within the village, only 2 from 832 replies were against supporting protection.

Parts of the village environment have a proliferation of overhead power and telephone cables, we wanted to know the preference of villagers for visible or invisible cables. 90% of replies preferred the cables to underground.

Comments received about development in the village.

Green spaces should not be developed for further housing.

Excessive residential development destroying the village atmosphere.

We should retain open spaces and avoid over-development.

That future housing should be rural and not urban in layout and scale.

Foundry site, more traffic and a strain on the school. Development should be in keeping with the appearance of the village.

Concerned about the development of the Foundry site. Something needs to be done but the village needs protection also.

Section 4 Environment

In this section we wanted villagers opinions on their environment ranging from the surrounding countryside to the lighting and environmental services offered by the district/parish council.

We are blessed here with having easy access to surrounding countryside and country parks such as Great Notley Country Park and the Flitch Way Park. The Flitch Way is particularly important, as it is the pedestrianisation of the old railway line that linked Braintree and Bishops Stortford. It uses the old Rayne Station as the information centre for the Ranger service. It cuts right through the village and is an important recreational facility.

The surrounding countryside is seen by 88% of all respondents as being **very** important to them with a further 10% saying it was **quite** important. This backs up the reasons given in section 1 for wanting to live in Rayne.

Other than the Flitch Way, we wanted to know how often people used other local footpaths in the surrounding countryside. Interestingly nearly 12% or 97 people used other paths on a daily basis; another 42% or 345 people used them either on a weekly or monthly basis. 67% or two thirds of all respondents considered that the flowers and wildlife along the paths to be **very** important, another 27% considered the flora and fauna to be quite important. 70% felt that the footpaths were adequately maintained and signed. There were some comments about overgrown areas.

As the Flich way is such a major feature of the village we wanted to know what use was made of it by villagers. Just fewer than 10% or 42 households said they did not use it. 50% used it for walking, with a further 26% cycling on it. 11% of respondents used it to travel to either Braintree or Felsted. Even though not every household used it, 93.5% or 777 people considered the management of the plants and wildlife along the Flich Way to be *very* or *quite* important (70% very, 23.5% quite).

Some comments received were;

A map of our footpaths would be very helpful.

More dog bins please, so people have no excuse but to clear up after their dog.

People letting their dogs foul the footpaths.

Flich Way near Rayne has been opened up too much – made it a play area.

Better strimming would be beneficial, other than that, very well kept.

The environmental services Rayne receives was questioned. There was a small glass recycling facility in the village located in a local pub car park, we asked whether they were used and if they were adequate. 391 people (47%) said that they did use the facility, 216 people who used the facility (56.5%) thought that they were adequate. *Subsequent to this survey the facility has been withdrawn from the village.*

The major services offered by the local council were questioned, such as general refuse collection and non-glass recycling. 659 people or 79% were satisfied with refuse collection but 144 people were not.

For collection of garden waste, old newspapers and plastic and cans the satisfaction rate was about 85% or more. On all of these there was a similar amount of “blank” responses, i.e. people who didn’t express an opinion of about 8%. The exception was the old clothing collection where there were nearly 20% “blank” responses this was probably due to people not realising the service existed. There were a number of question marks marked on completed questionnaires, which would tend to support this.

The parish council wished to know whether there was support for keeping the village clean and tidy over and above the existing measures in place. 269 people were prepared to pay for increased litter collection, however 430 were not with a further 129 people leaving the question blank. In regards for paying for increased road sweeping there was even less support, 220 people with 450 saying no. 157 left the question blank.

For more frequent emptying of the dog mess bins there was almost equal numbers for and against. 318 for, 324 against. 188 left the question blank. However in answer to the question about more rigorous prosecution of dog owners who allow their dogs to foul footpaths there was overwhelming support of 92%. The provision and emptying of dog mess bins must be allied to this measure.

The parish council with help from residents takes responsibility for maintaining communal grass areas and verges. We wanted to know whether this was being carried out to resident’s satisfaction, 607 people or 73% said yes. 90% or 746 people wanted the grass areas/verges protected from vehicle damage.

COMMENTS were invited on street lighting in the village.

General level could be reduced. There is a lot for a small village.

Recent street lighting in Warner Close superior to other street lighting in village as light pollution is not so evident.

I have no lighting but do not require any. Light pollution is becoming a problem as well as expensive and at a cost to the environment.

Some areas suggested for improved lighting

Footpath between Philips Road and the Street.

The road to the Church has no lights and torches are the only light on a winter evenings.

We wanted to find out if villagers suffered from regular disturbances to their environment. As the graphs below illustrate the most common disturbance are nuisance motorbikes. Traffic noise is still a problem to some possibly more to those in the south of the village nearest the new A120 bypass.

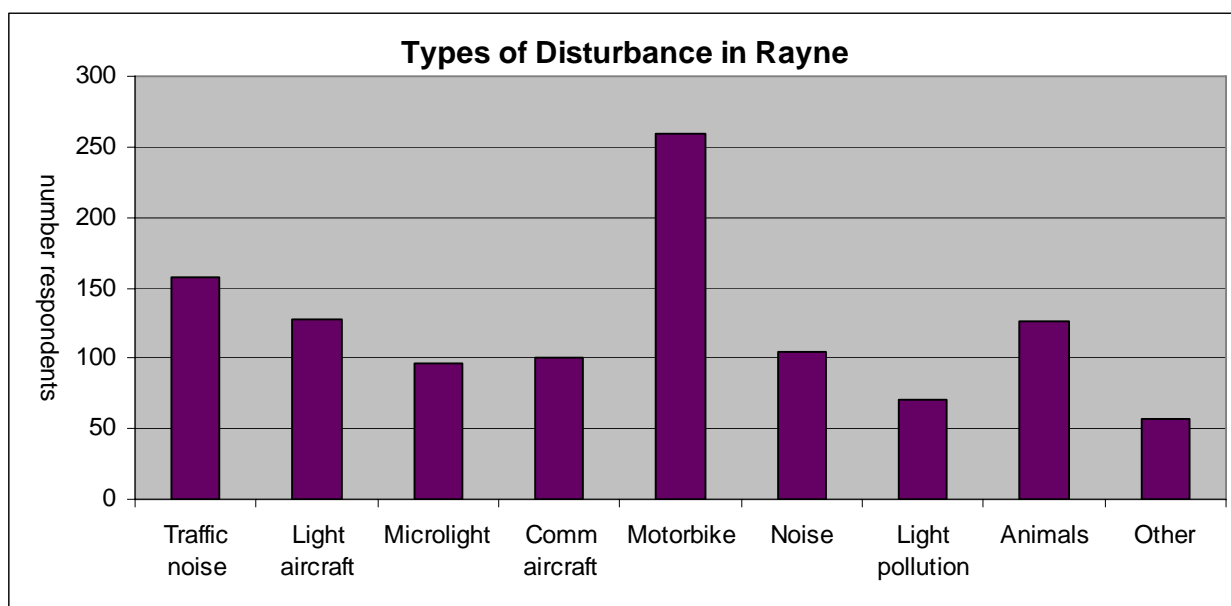
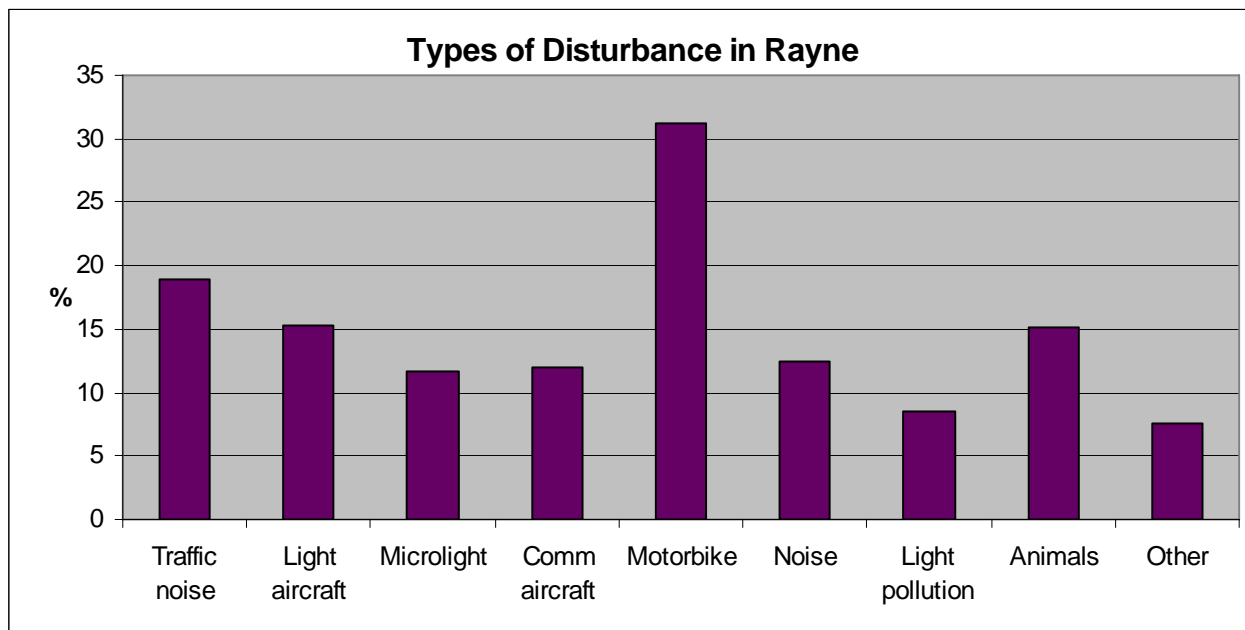


Fig 5: Disturbances in Rayne by number of respondents

Fig 6: Disturbances as a percentage of total responses



Domestic animals cause as much nuisance as low flying light aircraft. Interestingly low flying commercial aircraft are not as big a disturbance despite the close proximity of Stansted Airport. Whether that remains will be interesting with the proposed expansion at Stansted.

Some Comments received

Cat poo in garden

Motor bikes on Flich Way

Car gatherings in v hall car park (music & revs)

Dogs Barking

Section 5 Health and Community Care

Although Rayne does not have any health care facilities it was felt that this was an ideal opportunity to undertake a survey of health care needs in the village.

Only 4% or 36 people are not registered with a doctor within 5 miles of the village. 44 people or 5% find it difficult to get to their doctor's surgery, 3 people said they were unable to get to their doctors at all. 99 people (12%) were not satisfied with the services at their doctor's practice.

With the re-organisation and consolidation within the local health care trusts the services at the local hospitals have come under scrutiny. We asked whether people were satisfied with the hospital services at Braintree and Broomfield. The answers were remarkably similar, 140 people were not satisfied with services at Braintree, whilst 129 people were not satisfied with those at Broomfield or 81% of respondents were satisfied with the services provided. 45 people found it difficult to get to hospital for appointments, with 6 saying they could not get there at all. 61% of those that responded agreed that hospital waiting times were reasonable, however 39% thought not.

Finally in this section we wanted to find out if a range of services were available if required. 70 people were unable to obtain NHS dental care. For chiropody, physiotherapy, opticians and home help there were less than 30 people for each service that replied they could not receive the service.

Comments;

Car parking at hospitals a nitemare

Braintree needs emergency/walkin centre

Hope general hospital stays in Braintree

Section 6 – Sport, Leisure and Community Facilities

The village is fortunate to have community facilities such as the playing fields and village hall. The purpose of this section was to gauge the use, need and demand for these facilities and to see if more could be done to maximise the use of them.

The two major areas open for public use are the playing fields and the children's play area, we wanted to know the frequency of use villagers made of them

During summer 399 or 45% of respondents used the playing fields at least once a month with 132 using it more than 5 times a month. During winter there was decrease in use to 281 people or 29% using it once or more a month. Nearly 70 people still used it more than 5 times a month. These figures are probably as a result of sporting events such as cricket and football.

We asked whether there were any other facilities that people would regularly use. This was a comment question and as such there is no hard data to analyse. However there were a number of requests for a tennis court, basketball/netball court. There were also a number of requests for seating to be increased and for toilet facilities to be made available.

Figures for use of the play area showed that during the summer over 300 people used it at least once a month, 95 of whom visited it more than 5 times a month. During winter the figures didn't dip as much as might be expected, 250 people still used it once a month. 351 of all respondents felt that the play area did need updating. Whilst majority of support came from parents with children there was also considerable support from 17-24 olds and those aged 60+, perhaps grandparents!

Some Comments were

An entrance from the Flitch way would be useful

We get pleasure in seeing it and the many activities on it

Needs a larger car park!

Can toilet facilities be provided for users of the field?

The village hall is a Parish Council owned facility built in theIt is managed by a village hall committee independent of the Parish Council. We wanted to know how often the village hall was used 264 people (32%) used it at least annually, a further 112 people used it quarterly. 67 people used it weekly but 335 people (40.5%) said they never used the hall.

On further analysis it seems that the 17-24 age group had very little use for the hall, but the 25-44 year olds were more likely to use the hall on a weekly basis. The over 75's used the hall more often on a monthly basis. The 25-74 year olds used the hall most regularly. Using the same data we analysed to see if there was a correlation in use with time lived in the village. It does seem as though usage does seem to increase with time in the village.

Fig 6. Use of Village Hall by Age group

	17-24	25-44	45-59	60-74	75+
weekly	5%	16%	5%	5%	4%
monthly	0%	3%	4%	7%	11%
quarterly	4%	13%	15%	19%	4%
annually	28%	28%	37%	33%	26%
never	60%	39%	36%	35%	54%
blank	3%	1%	3%	1%	0%

Fig 7. Use of Village Hall by time in village

	1	2-5	26+	6-10	11-25
weekly	10%	11%	7%	11%	6%
monthly	0%	3%	9%	4%	3%
quarterly	5%	12%	15%	15%	14%
annually	20%	22%	32%	32%	37%
never	65%	51%	36%	37%	39%
blank	0%	1%	0%	1%	2%

We wanted to know the type of events that the village hall was used for. The most popular event was village events for which 287 people (35.7%) attended, next most popular was private hire with 191 people (23.7%). Sports clubs and other clubs accounted for 12.6% of the use, just over the amount of people who used the community information point (11.6%).

As the village hall is a community facility we wanted to take the opportunity to ask whether the village hall could be used more effectively. There were six options given to reflect a range of possible changes. There were 4 options that achieved over 10% of the response but none was a clear majority. To “*remain the same*” and “*incorporate a social club*” had a very similar number of responses at 206 (16.7%) and 218 (17.7%) respectively. Further analysis of this data by length of time lived in the village shows a decline in support for a social club the longer people have lived here. Perhaps this is because people will have made friends within the village. The most support for *remaining the same* comes from the 60-74 year olds with 24.4% of their support. The two most popular options were for a *youth centre* with support of 256 people (20.7%) and to *become more of a focal point* with the most support of 328 people (26.6%). The focal point option wins broad support across all ages and time spent in village see figs 8 & 9. It would seem that a youth centre is a more popular choice of younger people 17-44 year olds. It is worth noting that if the people who didn't make a choice and therefore recorded as blanks are assumed to support the remain the same option then there is 25.6% support for this option.

COMMENTS

Too expensive to be hired/used by many villagers

Much improved lately, should be focal point of village life

More social events such as dances, music evenings etc

Fig 8. Should the village hall;... By age group

	17-24	25-44	45-59	60-74	75+	Grand Total
blank	12.38%	5.56%	10.02%	8.94%	13.54%	8.97%
focal point	14.29%	26.39%	29.83%	26.42%	28.13%	26.67%
incorp social club	20.00%	15.83%	20.53%	14.23%	19.79%	17.78%
other	0.95%	0.00%	0.24%	0.81%	0.00%	0.33%
remain same	14.29%	15.28%	13.84%	24.39%	18.75%	16.80%
sporting events	11.43%	10.28%	6.68%	10.16%	3.13%	8.56%
youth centre	26.67%	26.67%	18.85%	15.04%	16.67%	20.88%
Grand Total	100.00%	100.00%	100.00%	100.00%	100.00%	100.00%

Fig 9. Should the village hall;... By length of time in village

	1	11-25	2-5	26+	6-10	(blank)	Grand Total
blank	3	48	19	30	10		110
focal point	6	113	58	89	59	2	327
incorp social club	8	82	40	51	37		218
other		3		1			4
remain same	6	75	36	51	38		206
sporting events	1	41	14	33	15	1	105
youth centre	9	95	46	58	45	3	256
Grand Total	33	457	213	313	204	6	1226

Fig 10.

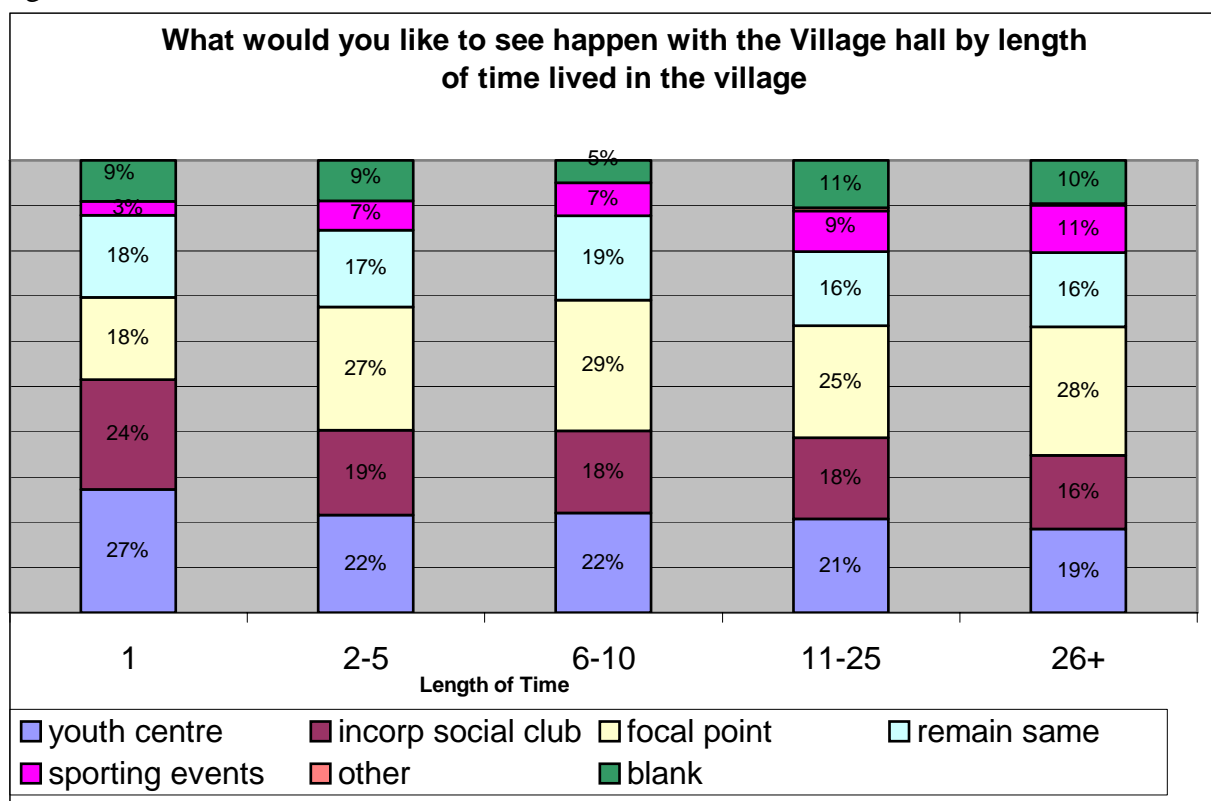
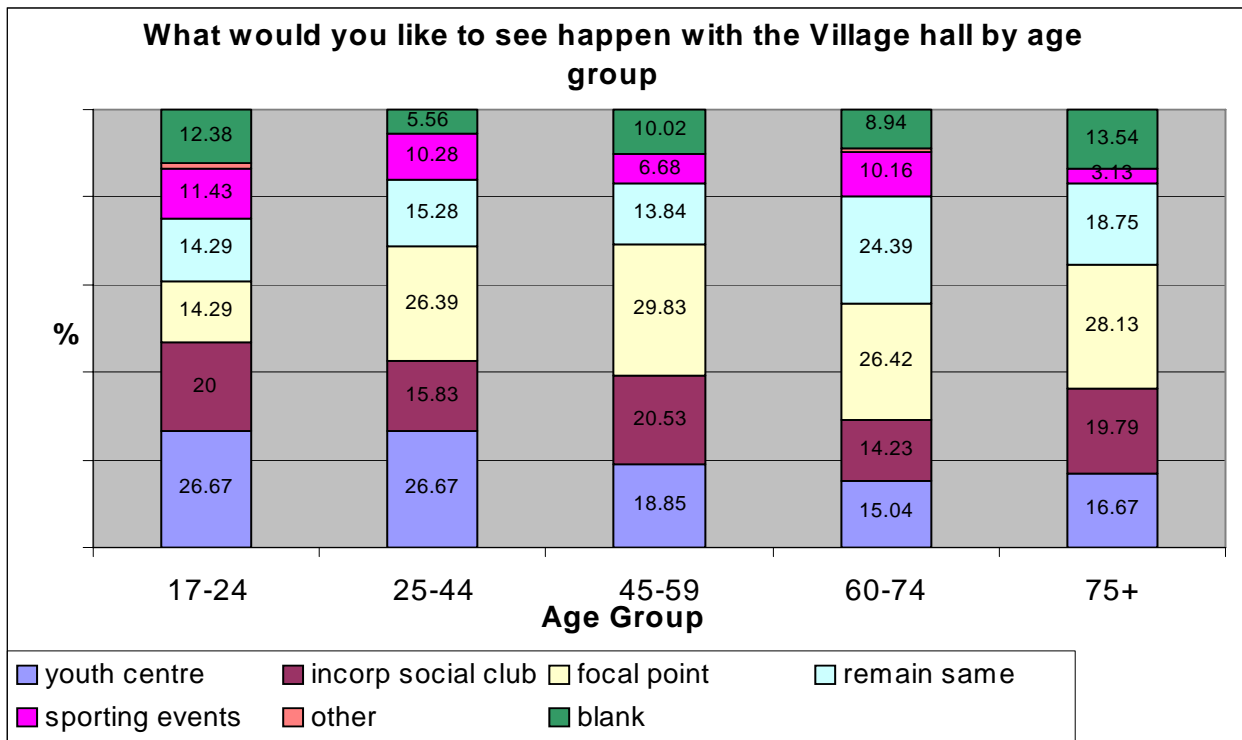


Fig 11

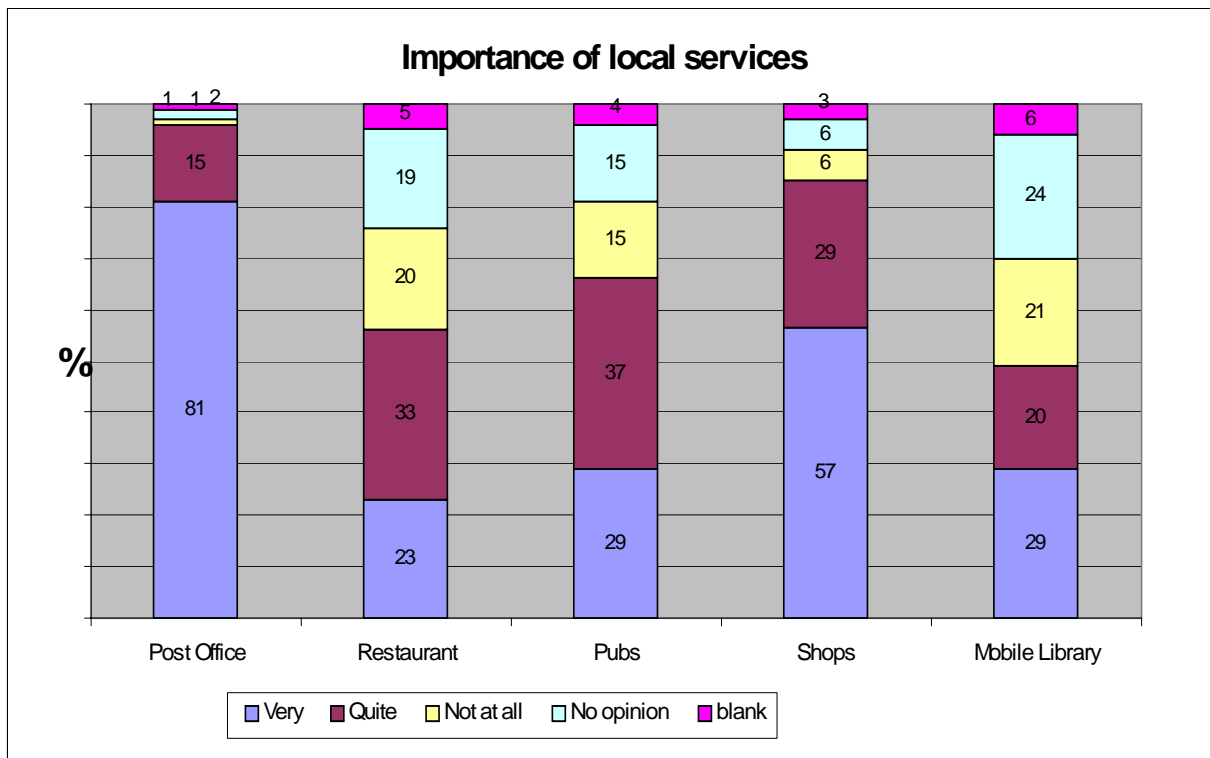


The final question in this section asked whether people would be prepared to pay more council tax to fund improved village hall or sporting facilities. 420 people or 51% said No they were not. However 44% said Yes they were, with 24% saying they would pay an extra £10.

Section 7 - Economy, Business and Services

The village is lucky enough to have a number of local services. We wanted to know how highly villagers rated these services. As the graphic Fig 11 clearly shows the Post office is **very** important to 81% and **quite** important to a further 15% giving a total of 96% or 797 who value this service. The Shops in the village receive the next highest rating with 57% saying they are **very** important and a further 29% **quite** important. The restaurant, pubs and library all received a broad range of support with 66% saying the pubs were **very** or **quite** important to them, the restaurant had 56% saying **very** or **quite** important and the library 49% **very** or **quite** important. Interestingly the pubs and library both had 29% saying they were **very** important to them.

Fig 11. The importance of local services in Rayne



There are a few small industrial/office units within the village, we wanted to know whether there was support for these units and should they be encouraged. There were 49% in favour of these units with 45% against, 6% of respondents did not answer. There were concerns expressed about increased traffic levels and noise.

We wanted to know whether households were satisfied with the quality of service from the major utilities, **water** and **electricity**. 32% (290) of households said they were not satisfied with the water quality, there were many comments about the water hardness and also the taste and smell. 14% (62) of respondents were not satisfied with the electricity supply. There were many comments about the number of power cuts.

As a follow on to the above we asked whether there were services that the household would like but cannot receive. 81 households would like Cable Tv, 29 households would like Broadband, 28 households Gas and 14 households would like to be on the mains sewer.

With 62% of respondents in work we were interested to know where in relation to the village did they work. 8% worked in London, 8% at home, a further 6% within the village. The majority of people worked either in Braintree (21%) or within 20 miles of the village (43%). The latter would include Chelmsford, Colchester and of course Stansted Airport.

Section 8 – Community Safety

We wanted to know how safe people felt living and walking around the village. We asked the same question for both daytime and at night to see if there were any noticeable differences. During the day 77% or 638 people **always** felt safe, with a further 20% **mostly** feeling safe. Only 3 people **rarely** felt safe during the day.

At night 36% or 293 people *always* felt safe, 51% or 413 people *mostly* felt safe. 11%, 87 people *rarely* felt safe at night. Further analysis of the data shows that it is the females and over 60's who are more timid at night.

Further to this question we asked where in the village people felt unsafe. The Flitch way accounted for the most responses with 17% or 134 people. The station and other footpaths had almost equal responses with 55 people indicating these areas of concern.

A visible Police presence is always welcome in the village, we asked whether people had had cause to call the police during the past 2 years, how they had called the police and the response given.

79% had not contacted the police but 16% or 135 people had. Of those people that had needed the police 94 (71%) had rung *Braintree*, 23 (17%) had dialled 999, only 7 people had rung *Shalford*. The perceived response was 49 people (37%) rated it *good*, a further 35 (27%) rated it *satisfactory*, however 46 people (35%) thought they received a *poor* response. This may be due to a number of reasons but in the main people would like an acknowledgement and follow up to the various incidents and not to be treated as a statistic.

The mobile police office visits the village periodically, we asked whether this service was of value. 306 respondents (37%) said **Yes** it did. 381 people (46%) said **No** it did not. 144 people left the answer **blank**. This could be that there is ignorance of the service and therefore felt unable to comment.

Neighbourhood Watch schemes exist within areas of the village we asked whether people felt they provided a useful service. 366 responses said **Yes**, 166 said **No**, 298 were blank responses. The blank responses could be because they did not belong within a scheme. There was a majority in favour of the schemes. The follow on question asked those people who were not in a scheme whether they wished to be included. 250 said **Yes**, 127 **No**. There is a need for encouraging the scheme.

Finally in this section we asked whether people had been a victim of anti-social behaviour during the last 24 months and asked what sort of people had suffered.

608 people said **No** they had not. 165 people said **Yes** they had, the majority (68 people or 45%) suffering from forms of "rowdiness". Vandalism was next highest with 42 people (28%) affected. Disputes with neighbours affected 13 people; "Other" behaviour ranging from verbal abuse to revving car engines affected 24 respondents. Graffiti only affected 4 people. In general the level of anti social behaviour is low however it can cause misery to those affected.

Section 9 – Education and Training

In this section we aimed to find out whether the village was well served in training and educational needs. The first question was general asking whether people had access to sufficient training and educational opportunities. Only 5% or 44 people said No to this.

We then asked If educational courses were available in the village would you use them and what courses would you use. There was a large positive response with 443 people (54%) saying Yes they would use them. When asked what types of courses many respondents ticked more than one option. The most popular were below

Fig 12 Types of course that could be used

	Responses	
Computing	197	45%
Languages	128	29%
Art	51	12%
History	118	27%
Hobbies	137	31%
Other	4	1%
All	15	3%
	650	

Computing courses are clearly in demand, as are languages and hobbies which covers a wide range of activities including dancing, flower arranging, needlework etc. Courses on history could include local, family and general history.

The village is lucky to have a successful Primary and Nursery School. The school falls within the catchments of both Notley High School in Braintree and Helena Romanes School in Great Dunmow. Both are a distance to travel from the village. We wanted to know whether the choices for secondary education were satisfactory and if not why not. 80% of the respondents who answered this question believed the choices were satisfactory. However the 20% who did not cited the *educational standard* as being the main reason (46%), closely followed by *distance to travel* (43%).

School transport has to be provided to get to the secondary schools, Notley High School is deemed to be within the limits laid down by the education authority that transport has to be paid for. In view of this we wanted to know whether the transport provision was adequate. Two thirds of respondents believed it was, one third said it wasn't. The main comment was the expense, and the fact that there is no safe route for children to walk along to get to school.

Rayne Primary and Nursery School is situated on the northern edge of the village, we asked if children attended school did they walk to school. The answer was 87% (93 respondents) said Yes they did. Only 14 people said No. There is concern over the level of traffic and parking around the school during term time. The level of traffic could be attributed to pupils from outside the village being dropped off and collected.

Section 10 – Transport and Traffic

The village is on a regular bus service route between Stansted and Braintree. We wanted to know how many people used public transport, 77 people used public transport on a **frequent** basis, 293 said they used it **occasionally**. 460 **did not use** the service at all. Of those that used public transport 254 thought it adequate, 87 didn't. We asked what would encourage people to use public transport, comments varied from reducing fares, to the car is more convenient and also that the bus and train times did not link up. If the bus and train service timetable were more in unison with one another more people would use the service.

There were many comments about frequency of service, price of fares and the routes taken.

We asked whether people regularly car share for work, school run, shopping etc, 129 people (16%) said **Yes** they did. This is quite an impressive number and more car sharing is worth looking into.

The main A120 use to pass through the village, a bypass was opened in 1979. The A120 was made into a dual carriageway from Braintree to Stansted completing in 2004. The main mode of transport is the private car, we asked how many roadworthy vehicles were there in each

household. The table below shows that 60% of households had over 2 cars. Only 5% or 20 households did not have a car.

Fig 13; Number of vehicles per household

No vehicles	No households	
0	20	5%
1	149	35%
2	182	42%
3	61	14%
4	1	0%
4+	17	4%

As a follow up we then asked where these vehicles were parked. Fig 14 shows the answers given.

Fig 14; Where are vehicles parked

Road	67	13%
Drive	286	53%
Garage	167	31%
Other	16	3%

As can be seen by the responses 84% are parked off road in drives or garages, however with 67 households parking on the road that is at least 67 cars if not more are using the road to park.

Linked to the above question we asked whether villagers felt there was a problem with parking and obstructed pavements. 541 people or 65% said *Yes* there was problem. It seems that certain areas of the village have more of a problem than others, this could be due to lack of off road parking or other reasons.

The main village roads have a 30mph speed limit; we wanted to know whether there villagers felt there was a problem with excess speed in the village. 594 people (71%) said *Yes* there was with 184 saying *No*. There were areas of the village that were highlighted as particularly prone to speed such as New Road and Shalford Road.

We then asked if residents would like to see measures put in place to curb speeding, we offered a number of suggestions Fig 14 shows the range of answers

Fig 14 Speeding measures

	Number responses	%	
20mph Speed limit	288	31%	46% "all" responses incl
Traffic calming	161	18%	33% "all" responses incl
Speed cameras	190	21%	36% "all" responses incl
All	139	15%	
Nothing	70	8%	16% blanks incl as nothing
Blank	71	8%	

Clearly villagers wish to see action on speeding, with nearly half favouring lowering the speed limits within the village. There were a number of comments regarding enforcement of current limits and having a police presence. The issue of speeding is raised at nearly every parish council

meeting, traffic surveys and anecdotal evidence seems to suggest that there are particular times of the day where it is more prevalent.

Section 11 – Local Government and Community Networks

In this section the purpose was to see how villagers felt about their representation at local government level and also how villagers communicated to each other.

We asked whether parish councillors represented villager’s views and is there adequate communication between the parish council and villagers and how it could be improved. This question was repeated for district and county council. Fig 15 shows the responses given.

Fig 15 Views and communication of local councils

Do Parish councillors represent your views			Is there adequate communication between PC and village	
Yes	269	32%	441	53%
No	81	10%	221	27%
No Opinion	14	2%		
Don't know	420	51%		
Blank	47	6%	164	20%

Does District councillor represent your views			Is there adequate communication between DC and village	
Yes	166	20%	254	31%
No	68	8%	338	41%
No Opinion	21	3%		
Don't know	513	62%		
Blank	62	7%	235	28%

Does County councillor represent your views			Is there adequate communication between CC and village	
Yes	115	14%	178	21%
No	73	9%	386	47%
No Opinion	30	4%		
Don't know	545	66%		
Blank	68	8%	265	32%

The information clearly show that the less local the government, the less people feel they are represented. There is an increase in people saying Don’t know or leaving the question blank as the organisation increases in size. There is also an increase in the lack of communication by the organisation as it goes through the tiers of local government. The parish council gets a good result for communication whereas the county council has nearly half the respondents saying there is inadequate communication. This is probably a combination of factors including ignorance of the positions and the responsibilities they carry, as well as a lack of communication by the individuals and the organisations they represent.

In hindsight these questions of representing views were inappropriate as they open up political bias. It would have been better to ask whether the councillors listened and reacted to the views of the people they represent. Nevertheless the results show there is clearly work to be done to inform people within the village of the issues that affect them.

The parish council is empowered to raise money for projects within the village through council tax, would villagers be prepared to pay more for facilities within the village. Not surprisingly 469 or 56% said No, however 261 (31%) said Yes with a further 101 people leaving the question blank.

The most modern form of communication is the Internet, we asked how many people had access to it. 70% of people did have. This opens up interesting options for future communications such as regular email bulletins, newsletters etc.

The village has a number of ways of getting information to people. We wanted to find out what were the most effective.

	Parish mag	P.Council Noticeboard	Other Noticeboards	Community Info point	Village website	P.Council website
Yes	738 89%	318 38%	254 31%	156 19%	128 15%	71 9%
No	69 8%	443 53%	496 60%	588 71%	612 74%	661 80%
blank	24 3%	70 8%	81 10%	87 10%	91 11%	99 12%

The parish magazine is distributed to nearly every house in the parish and is by far the most effective local form of communication achieving nearly 90% readership. It was noticeable that people who complained of poor communication didn't read this publication. The noticeboards are reasonably well read. The local websites need more advertising of their existence as these have the potential to be as effective as the parish magazine based on the amount of people with web access.

Section 12 – Culture and Heritage

The village has a long history and nothing typifies this more than All Saints Church. We wanted to know how important this was to villagers.

Place of Worship			Historic Building			Christenings, marriages, funerals etc		
very	161	19%	very	357	43%	very	344	42%
quite	210	25%	quite	255	31%	quite	186	23%
not at all	189	23%	not at all	56	7%	not at all	85	10%
no opinion	186	22%	no opinion	101	12%	no opinion	140	17%
blank	81	10%	blank	58	7%	blank	69	8%
827			827			824		

From the data above clearly a lot of people value the church as an actual building (74% **very** or **quite**) and also the major events such as marriages, funerals, christenings etc had considerable support (65% **very** or **quite**). 44% of people answered **very** or **quite** important to the church as a place of worship. The regular congregations may not reflect this, but the fact there is a place of worship is a comfort to many, especially in this increasingly secular society.

11% of people attended regular religious services outside of the village.

There are a lot of documents, photographs and other artefacts depicting the history of the village. Villagers were asked if they would like to see these permanently displayed there was an overwhelming majority in favour of this, 677 people or 82% said **Yes**.

6 Rayne Youth Workshop

On Saturday 7 May 2005 a youth workshop was held. The format followed was similar to that of the original adult workshop 9 months previously.

The first exercise explored the Strengths and Weaknesses of the village the comments were put into categories.

1. Things to do

<u>What is Good</u>	<u>What is Bad</u>
The skate park is popular with boys but has limited appeal to girls.	Not enough to do for girls age 11 to 16
The scouts and guides.	No youth club
The football teams especially the girls football team.	No netball or other sport facilities
Dance classes.	No Drama clubs
Good clubs for primary school children	No community fund raising events/fundays aimed at kids
	Field could have more activities
	The park is boring for young children
	No crazy golf!!!
	No assault course

2. Being part of the community

<u>The Good</u>	<u>The Bad</u>
Kids are quite involved in what happens in the community	Community Information Point- no one ever there

3. Taking pride in where we live, feeling safe and well

<u>The Good</u>	<u>The Bad</u>
	Vandalism
	No lollipop lady at school
	Bullying

4. Access to services and opportunities

The Good	The Bad
Playing field is big and spacious	

5. Getting around

The Good	The Bad
School buses are quite efficient	No bus shelter by the village hall – we get wet!
	No buses except 133 to Braintree
	Public transport through village
	Need a free bus to Freeport

6. Caring for the Environment

The Good	The Bad
The countryside is generally well looked after	Vandalism
Allotments	

The second part of the workshop was to develop an action plan based on the strengths and weaknesses identified in the first exercise. The actions that received the most votes are listed below.

1. **Play Equipment** – additions to the park equipment such as multi purpose equipment to provide more stimulation for older children, zip wire, monkey swing, big cargo net, low ropes etc with different age restrictions.
2. **Sports activities** - Hard play area for football/basketball/netball. A netball club. Astro-turf training pitch with lighting. A skateboard club.
3. **Youth council/information** – Set up a youth council that can link with the parish council. So 11-16 year olds can give their opinions about the village on a regular basis. A young persons section in the parish magazine.
4. **Transport** – More buses to Braintree and Chelmsford, free transport to youth clubs in Braintree. Better bus system with connections to “places of entertainment”. A Freeport free bus to run from Rayne. Evening bus to Freeport on a Friday, leaves at 7pm back at 11.30pm.
5. **Bus Shelters** - A bus shelter at the village hall for Chelmsford bus and also at Medley Road for bus to Stansted.
6. **Youth Meeting Place** – Youth club/meeting place. Structured activities for youngsters. More clubs for girls. A meeting point away from residential housing where young people can meet and “make noise”. More use of scout headquarters for other clubs/groups, particularly use of kitchen facilities.

7. **Events** – Whole village events with elements for young people to take part and win prizes e.g. talent competition, quiz nights. Lots of fun days with activities aimed at all age groups to raise money for new projects e.g. football, netball, cricket tournaments, pottery smash etc. “Battle of Bands” event in village hall.

There were lots of ideas that emerged from this workshop. Some had been voiced by adults, it was good to hear that the ideas were similar. The needs of the young people in the village need to be taken seriously to avoid disenfranchised young adults in the future.

7 What Next?

This document sets out the views of the village at this current time. The contents of this are open to discussion and debate. The Steering group committee and Parish Council hope that the village community is improved especially as items on the action plan are implemented.

This process is very much an organic one. Needs will change over time and the parish will have to review the process periodically. The new forms of communication that this plan will establish will mean that the action plan can be reviewed in a simplified way.

8 Acknowledgements

This document would not have been possible without the guidance and support of Jan Cole from the Rural Community Council of Essex, who helped set up and analyse the workshops held amongst other things.

The Questionnaire committee of Martyn Phillips, Margaret Rees, Sheila Steer, Maurice Steer, Keith Rawlings, Adam Bulkeley, Roger Jiggins and Pat Roberts.

The distribution and collection team ably marshalled by Sheila and Maurice Steer.

Mike Banthorpe for helping organise the data processing. Peter Banthorpe for immeasurable help in setting up the database and processing programs.

Brian Otte, Jeremy Potter, Emily Baldwin, Mike Banthorpe and Adam Bulkeley for inputting all the data.

Mel Whiteside and Pat Roberts for helping to oversee the Steering group committee.

The Parish Council especially Martyn Phillips and Roger Jiggins for their help and support.

The Countryside Agency for helping to fund this project.

To all others that have helped at some stage along the process, many Thanks.

Rayne Parish Action Plan

Act no	Action	How to do it	When By	How much cost	Review date
1	Carry out Village design statement	Support current process in all ways possible. Help with funding	Immediate	£1,000	Jan-06
2	Maintain Rayne as a separate village	Complete Parish Plan & Village Design Statement. Use evidence gathered to influence planning authorities	Continuous	£500-1000 for VDS	Mar-06
3	Protect & preserve flora & fauna within parish	carry out botanical survey. Involve suitable agencies, conservation groups etc	Sep-06 ?		Feb-06
4	Publish map of local footpath network	Use existing resources, compile together produce leaflet.	Apr-06	£100	Jan-06
5	Lobby for doorstep collection of glass recycling material	Lobby District & County councillor. Gather evidence from other areas already doing it. Get support from other PC's	May-06	£neg	Jan-06
6	Dog Poo plan. Establish a plan to deal with dog mess.	Set up working party to deal with dog warden & other interested parties. Estab plan to cover emptying of bins, patrols, a "poo line" reporting offenders	May-06	£neg	Feb-06
7	Redevelop play area	Support PARK. Offer advice & guidance	Apr-07	£5000 precept	6 monthly
8	Establish playing fields committee to look at best possible use of area(s)	Involve all users/clubs. Hold public meeting to discuss issues, ways of funding,	May 06 on	£250 hall hire £5-6000 long term	Jan-06

RAYNE PARISH ACTION PLAN

	available. Look to extend area including	benefits etc			
	car park. To provide multi court				
9	Restructure Village Hall Management	Look at all aspects of hall. See what			
	committee. Try to become the focal	facilities can be utilised more at least cost	May - Sept 06	Current costs	quarterly
	point of village	Put on events to encourage people to use			
		it throughout the week. Use for education			
		purposes.			
10	Police Response/Presence to deal with	Work with Natasha Keaney, support	Immediately	£neg	Monthly
	issues including speeding, parking issues	community pcs - ask for feedback on			at PC meets
		incidents.			
11	Look to Provide educational courses	Involve v.hall, organisations such as Learn			
	see point 8	Direct, other gov agencies, private	1-2 years	Unknown	after assessment
		companies. Initially carry out feasibility			
		study.			
12	Parking- Define parking areas with	Use village design statement. Liase with			
	enforcementfrom police. Push for more	police, residents. Agree & mark, sign clear	2 years	£2,500	6 monthly
	parking provision in new developments	areas for parking. Lobby planning &			
		highway authorities			
Act no	Action	How to do it	When By	How much cost	Review date
13	Develop village car share network.	Approach villagers to develop network	1 year	?	Quarterly
		of people who would car share. Use P mag			
		websites, word of mouth etc.			

RAYNE PARISH ACTION PLAN

14	Speeding and traffic calming. Set up committee to look into whole issue incl costs/actions	Undertake traffic surveys especilly at peak times. Involve Highways and Police	18 months	?	Monthly
15	PC communication- develop a regular newsletter explaining issues and responsibilities. Encourage public to attend meetings	Newsletter - available with parish mag and in post office/shops. encourage District to do same	immediately	£600 pa	Monthly
16	Establish a Village Museum to display documents, artefacts etc	Set up working party to decide on location , sources of funding etc	2 years	£5-10000	quarterly
17	Provide bus shelters for school buses	Purchase bus shelters.	6 months	£2,000	Dec-05
18	Look to set up a Youth council/club with own meeting place.	Assess feasibility, get help from D.C. and youth organisations.	Sep-06	£600 could be self funding once set up	Feb-06
19	Have whole village events such as a fun day	co ordinate with local clubs poss thru V hall committee. (1st or 2nd Sat of Sept)	Sep-06	self funding	Mar-06
20	Use parish assembly to update/review parish plan action plan	as stated in action	annually	nil	annually
21	Assess street lighting needs within village	Set up group to include reps from highways DC etc			
22	Assign parish councillors to monitor & take responsibility for point raised in this action plan		immediately	Nil	continuous

RAYNE PARISH ACTION PLAN

Rayne Parish Plan Questionnaire

Please complete this questionnaire. It is your opportunity for your views to be considered and to form part of the Parish Plan
 The questionnaire remains anonymous and cannot be traced back to you. Each person over the age of 16 has a column in which to fill in their own answers. We want honest answers and value any additional comments you may have.
 There are 12 Sections in this questionnaire. It may take up to an hour to complete.

Section I About you and your family

	Person 1		Person 2		Person 3		Person 4	
	M	F	M	F	M	F	M	F
Q1 Are you	<input type="checkbox"/>	<input type="checkbox"/>	<input type="checkbox"/>	<input type="checkbox"/>	<input type="checkbox"/>	<input type="checkbox"/>	<input type="checkbox"/>	<input type="checkbox"/>
Q1a What age group are you								
17-24	<input type="checkbox"/>	<input type="checkbox"/>	<input type="checkbox"/>	<input type="checkbox"/>	<input type="checkbox"/>	<input type="checkbox"/>	<input type="checkbox"/>	<input type="checkbox"/>
25-44	<input type="checkbox"/>	<input type="checkbox"/>	<input type="checkbox"/>	<input type="checkbox"/>	<input type="checkbox"/>	<input type="checkbox"/>	<input type="checkbox"/>	<input type="checkbox"/>
45-59	<input type="checkbox"/>	<input type="checkbox"/>	<input type="checkbox"/>	<input type="checkbox"/>	<input type="checkbox"/>	<input type="checkbox"/>	<input type="checkbox"/>	<input type="checkbox"/>
60-74	<input type="checkbox"/>	<input type="checkbox"/>	<input type="checkbox"/>	<input type="checkbox"/>	<input type="checkbox"/>	<input type="checkbox"/>	<input type="checkbox"/>	<input type="checkbox"/>
75 and over	<input type="checkbox"/>	<input type="checkbox"/>	<input type="checkbox"/>	<input type="checkbox"/>	<input type="checkbox"/>	<input type="checkbox"/>	<input type="checkbox"/>	<input type="checkbox"/>
Q2 Do you have children in your household under 17	Yes <input type="checkbox"/>	No <input type="checkbox"/>						
What age are they (tick one box for each child)	Child 1	Child 2	Child 3	Child 4				
0 - 4	<input type="checkbox"/>	<input type="checkbox"/>	<input type="checkbox"/>	<input type="checkbox"/>				
5 - 9	<input type="checkbox"/>	<input type="checkbox"/>	<input type="checkbox"/>	<input type="checkbox"/>				
10 - 13	<input type="checkbox"/>	<input type="checkbox"/>	<input type="checkbox"/>	<input type="checkbox"/>				
14 - 16	<input type="checkbox"/>	<input type="checkbox"/>	<input type="checkbox"/>	<input type="checkbox"/>				
Q3 How long have you lived in the Village	Person 1	Person 2	Person 3	Person 4				
Less than 1 year	<input type="checkbox"/>	<input type="checkbox"/>	<input type="checkbox"/>	<input type="checkbox"/>				
1 to 5 years	<input type="checkbox"/>	<input type="checkbox"/>	<input type="checkbox"/>	<input type="checkbox"/>				
6 to 10 years	<input type="checkbox"/>	<input type="checkbox"/>	<input type="checkbox"/>	<input type="checkbox"/>				
11 to 25 years	<input type="checkbox"/>	<input type="checkbox"/>	<input type="checkbox"/>	<input type="checkbox"/>				
Over 25 years	<input type="checkbox"/>	<input type="checkbox"/>	<input type="checkbox"/>	<input type="checkbox"/>				
Q4 Why did you choose to live in Rayne								
Please choose more than one if applicable								
Born Here	<input type="checkbox"/>	<input type="checkbox"/>	<input type="checkbox"/>	<input type="checkbox"/>				
Work in area	<input type="checkbox"/>	<input type="checkbox"/>	<input type="checkbox"/>	<input type="checkbox"/>				
Relatives live nearby	<input type="checkbox"/>	<input type="checkbox"/>	<input type="checkbox"/>	<input type="checkbox"/>				
Love of village life	<input type="checkbox"/>	<input type="checkbox"/>	<input type="checkbox"/>	<input type="checkbox"/>				
Love of country life	<input type="checkbox"/>	<input type="checkbox"/>	<input type="checkbox"/>	<input type="checkbox"/>				
Retirement	<input type="checkbox"/>	<input type="checkbox"/>	<input type="checkbox"/>	<input type="checkbox"/>				
Marriage	<input type="checkbox"/>	<input type="checkbox"/>	<input type="checkbox"/>	<input type="checkbox"/>				
Suitable housing	<input type="checkbox"/>	<input type="checkbox"/>	<input type="checkbox"/>	<input type="checkbox"/>				
House prices	<input type="checkbox"/>	<input type="checkbox"/>	<input type="checkbox"/>	<input type="checkbox"/>				
Other (Please specify)	<input type="text"/>	<input type="text"/>	<input type="text"/>	<input type="text"/>				
Q5 Are you								
Employed	<input type="checkbox"/>	<input type="checkbox"/>	<input type="checkbox"/>	<input type="checkbox"/>				
Self-Employed	<input type="checkbox"/>	<input type="checkbox"/>	<input type="checkbox"/>	<input type="checkbox"/>				
In Education	<input type="checkbox"/>	<input type="checkbox"/>	<input type="checkbox"/>	<input type="checkbox"/>				
Not Working	<input type="checkbox"/>	<input type="checkbox"/>	<input type="checkbox"/>	<input type="checkbox"/>				
Retired	<input type="checkbox"/>	<input type="checkbox"/>	<input type="checkbox"/>	<input type="checkbox"/>				

Section 2 Housing

Q6 What type of house do you currently live in

Flat	<input type="checkbox"/>	Maisonette	<input type="checkbox"/>
Bungalow	<input type="checkbox"/>	Semi detached House	<input type="checkbox"/>
Detached House	<input type="checkbox"/>	Terraced House	<input type="checkbox"/>
Other	<input type="text" value="(Please specify)"/>		

Q6a How many bedrooms does your property have

1	2	3	4	more than 4
<input type="checkbox"/>	<input type="checkbox"/>	<input type="checkbox"/>	<input type="checkbox"/>	<input type="checkbox"/>

Q7 Is anybody in your household likely to need alternative accommodation within the next 5-10 years

Y N **If answer is No go to question 8**

What type of accommodation do you think might be needed

Sheltered Housing	Kented Housing	Starter Homes	Retirement Properties	Other Please Specify
<input type="checkbox"/>	<input type="checkbox"/>	<input type="checkbox"/>	<input type="checkbox"/>	<input type="text"/>

Section 3 Development

Q8 Should Rayne remain a village with a seperate identity by maintaining the green wedge/open land between Rayne, Braintree and Great Notley

	Person 1		Person 2		Person 3		Person 4	
	Y	N	Y	N	Y	N	Y	N
	<input type="checkbox"/>	<input type="checkbox"/>	<input type="checkbox"/>	<input type="checkbox"/>	<input type="checkbox"/>	<input type="checkbox"/>	<input type="checkbox"/>	<input type="checkbox"/>

Q9 Do you agree with the protection of open spaces within the village such as the allotments, village green etc

	Y	N	Y	N	Y	N	Y	N
	<input type="checkbox"/>	<input type="checkbox"/>	<input type="checkbox"/>	<input type="checkbox"/>	<input type="checkbox"/>	<input type="checkbox"/>	<input type="checkbox"/>	<input type="checkbox"/>

Q10 Would you prefer power cables within the village boundary to be

	Y	N	Y	N	Y	N	Y	N
Underground	<input type="checkbox"/>	<input type="checkbox"/>	<input type="checkbox"/>	<input type="checkbox"/>	<input type="checkbox"/>	<input type="checkbox"/>	<input type="checkbox"/>	<input type="checkbox"/>
Overground	<input type="checkbox"/>	<input type="checkbox"/>	<input type="checkbox"/>	<input type="checkbox"/>	<input type="checkbox"/>	<input type="checkbox"/>	<input type="checkbox"/>	<input type="checkbox"/>

Q11 Do you have any concerns or comments about future developments within the village

Section 4 Environment

Q12 How important to you is the surrounding countryside

	Person 1				Person 2				Person 3				Person 4			
	very	quite	not at all	No opinion	very	quite	not at all	No opinion	very	quite	not at all	No opinion	very	quite	not at all	No opinion
	<input type="checkbox"/>	<input type="checkbox"/>	<input type="checkbox"/>	<input type="checkbox"/>	<input type="checkbox"/>	<input type="checkbox"/>	<input type="checkbox"/>	<input type="checkbox"/>	<input type="checkbox"/>	<input type="checkbox"/>	<input type="checkbox"/>	<input type="checkbox"/>	<input type="checkbox"/>	<input type="checkbox"/>	<input type="checkbox"/>	<input type="checkbox"/>

Q13 What use does your household make of the Flitch Way (old railway line) tick more than one box if necessary

Jog	Walking	Horse Riding	Cycling	Travel to Braintree or Felsted	Not At All
<input type="checkbox"/>	<input type="checkbox"/>	<input type="checkbox"/>	<input type="checkbox"/>	<input type="checkbox"/>	<input type="checkbox"/>

	Person 1				Person 2				Person 3				Person 4			
Q13a Do you consider the management of the plants and wildlife of the Flitch Way important	<input type="checkbox"/> very	<input type="checkbox"/> quite	<input type="checkbox"/> not at all	<input type="checkbox"/> No opinion	<input type="checkbox"/> very	<input type="checkbox"/> quite	<input type="checkbox"/> not at all	<input type="checkbox"/> No opinion	<input type="checkbox"/> very	<input type="checkbox"/> quite	<input type="checkbox"/> not at all	<input type="checkbox"/> No opinion	<input type="checkbox"/> very	<input type="checkbox"/> quite	<input type="checkbox"/> not at all	<input type="checkbox"/> No opinion
Q14 How often do you use other local footpaths & bridleways in the local countryside	<input type="checkbox"/> Daily	<input type="checkbox"/> Weekly	<input type="checkbox"/> Monthly	<input type="checkbox"/> infrequently	<input type="checkbox"/> Daily	<input type="checkbox"/> Weekly	<input type="checkbox"/> Monthly	<input type="checkbox"/> infrequently	<input type="checkbox"/> Daily	<input type="checkbox"/> Weekly	<input type="checkbox"/> Monthly	<input type="checkbox"/> infrequently	<input type="checkbox"/> Daily	<input type="checkbox"/> Weekly	<input type="checkbox"/> Monthly	<input type="checkbox"/> infrequently
Q14a Do you consider the plants and wildlife along the other footpaths important	<input type="checkbox"/> very	<input type="checkbox"/> quite	<input type="checkbox"/> not at all	<input type="checkbox"/> No opinion	<input type="checkbox"/> very	<input type="checkbox"/> quite	<input type="checkbox"/> not at all	<input type="checkbox"/> No opinion	<input type="checkbox"/> very	<input type="checkbox"/> quite	<input type="checkbox"/> not at all	<input type="checkbox"/> No opinion	<input type="checkbox"/> very	<input type="checkbox"/> quite	<input type="checkbox"/> not at all	<input type="checkbox"/> No opinion
Q14b Are the footpaths adequately maintained and signposted	<input type="checkbox"/> Y	<input type="checkbox"/> N	<input type="checkbox"/> Y	<input type="checkbox"/> N	<input type="checkbox"/> Y	<input type="checkbox"/> N	<input type="checkbox"/> Y	<input type="checkbox"/> N	<input type="checkbox"/> Y	<input type="checkbox"/> N	<input type="checkbox"/> Y	<input type="checkbox"/> N	<input type="checkbox"/> Y	<input type="checkbox"/> N		
Q15 Do you have any further comments on the local footpath network																
Q16 Do you use the glass recycling facilities in the village (at The Swan pub)	<input type="checkbox"/> Y	<input type="checkbox"/> N	<input type="checkbox"/> Y	<input type="checkbox"/> N	<input type="checkbox"/> Y	<input type="checkbox"/> N	<input type="checkbox"/> Y	<input type="checkbox"/> N	<input type="checkbox"/> Y	<input type="checkbox"/> N	<input type="checkbox"/> Y	<input type="checkbox"/> N	<input type="checkbox"/> Y	<input type="checkbox"/> N		
If Yes. Are they adequate	<input type="checkbox"/> Y	<input type="checkbox"/> N	<input type="checkbox"/> Y	<input type="checkbox"/> N	<input type="checkbox"/> Y	<input type="checkbox"/> N	<input type="checkbox"/> Y	<input type="checkbox"/> N	<input type="checkbox"/> Y	<input type="checkbox"/> N	<input type="checkbox"/> Y	<input type="checkbox"/> N	<input type="checkbox"/> Y	<input type="checkbox"/> N		
Q17 Are you satisfied with the following services	<input type="checkbox"/> Y	<input type="checkbox"/> N	<input type="checkbox"/> Y	<input type="checkbox"/> N	<input type="checkbox"/> Y	<input type="checkbox"/> N	<input type="checkbox"/> Y	<input type="checkbox"/> N	<input type="checkbox"/> Y	<input type="checkbox"/> N	<input type="checkbox"/> Y	<input type="checkbox"/> N	<input type="checkbox"/> Y	<input type="checkbox"/> N		
General refuse collection	<input type="checkbox"/>	<input type="checkbox"/>	<input type="checkbox"/>	<input type="checkbox"/>	<input type="checkbox"/>	<input type="checkbox"/>	<input type="checkbox"/>	<input type="checkbox"/>	<input type="checkbox"/>	<input type="checkbox"/>	<input type="checkbox"/>	<input type="checkbox"/>	<input type="checkbox"/>	<input type="checkbox"/>		
Garden waste collection	<input type="checkbox"/>	<input type="checkbox"/>	<input type="checkbox"/>	<input type="checkbox"/>	<input type="checkbox"/>	<input type="checkbox"/>	<input type="checkbox"/>	<input type="checkbox"/>	<input type="checkbox"/>	<input type="checkbox"/>	<input type="checkbox"/>	<input type="checkbox"/>	<input type="checkbox"/>	<input type="checkbox"/>		
Waste newspaper collection	<input type="checkbox"/>	<input type="checkbox"/>	<input type="checkbox"/>	<input type="checkbox"/>	<input type="checkbox"/>	<input type="checkbox"/>	<input type="checkbox"/>	<input type="checkbox"/>	<input type="checkbox"/>	<input type="checkbox"/>	<input type="checkbox"/>	<input type="checkbox"/>	<input type="checkbox"/>	<input type="checkbox"/>		
Old clothing collection	<input type="checkbox"/>	<input type="checkbox"/>	<input type="checkbox"/>	<input type="checkbox"/>	<input type="checkbox"/>	<input type="checkbox"/>	<input type="checkbox"/>	<input type="checkbox"/>	<input type="checkbox"/>	<input type="checkbox"/>	<input type="checkbox"/>	<input type="checkbox"/>	<input type="checkbox"/>	<input type="checkbox"/>		
Plastic and can collection	<input type="checkbox"/>	<input type="checkbox"/>	<input type="checkbox"/>	<input type="checkbox"/>	<input type="checkbox"/>	<input type="checkbox"/>	<input type="checkbox"/>	<input type="checkbox"/>	<input type="checkbox"/>	<input type="checkbox"/>	<input type="checkbox"/>	<input type="checkbox"/>	<input type="checkbox"/>	<input type="checkbox"/>		
Q18 Do you think Rayne should be kept clean and tidy by	<input type="checkbox"/> Y	<input type="checkbox"/> N	<input type="checkbox"/> Y	<input type="checkbox"/> N	<input type="checkbox"/> Y	<input type="checkbox"/> N	<input type="checkbox"/> Y	<input type="checkbox"/> N	<input type="checkbox"/> Y	<input type="checkbox"/> N	<input type="checkbox"/> Y	<input type="checkbox"/> N	<input type="checkbox"/> Y	<input type="checkbox"/> N		
Paying for increased litter collection	<input type="checkbox"/>	<input type="checkbox"/>	<input type="checkbox"/>	<input type="checkbox"/>	<input type="checkbox"/>	<input type="checkbox"/>	<input type="checkbox"/>	<input type="checkbox"/>	<input type="checkbox"/>	<input type="checkbox"/>	<input type="checkbox"/>	<input type="checkbox"/>	<input type="checkbox"/>	<input type="checkbox"/>		
Paying for increased road/pavement sweeping	<input type="checkbox"/>	<input type="checkbox"/>	<input type="checkbox"/>	<input type="checkbox"/>	<input type="checkbox"/>	<input type="checkbox"/>	<input type="checkbox"/>	<input type="checkbox"/>	<input type="checkbox"/>	<input type="checkbox"/>	<input type="checkbox"/>	<input type="checkbox"/>	<input type="checkbox"/>	<input type="checkbox"/>		
More frequent emptying of dog mess bins	<input type="checkbox"/>	<input type="checkbox"/>	<input type="checkbox"/>	<input type="checkbox"/>	<input type="checkbox"/>	<input type="checkbox"/>	<input type="checkbox"/>	<input type="checkbox"/>	<input type="checkbox"/>	<input type="checkbox"/>	<input type="checkbox"/>	<input type="checkbox"/>	<input type="checkbox"/>	<input type="checkbox"/>		
Q19 Do you support more rigorous prosecution of dog owners who allow their dogs to foul public areas	<input type="checkbox"/> Y	<input type="checkbox"/> N	<input type="checkbox"/> Y	<input type="checkbox"/> N	<input type="checkbox"/> Y	<input type="checkbox"/> N	<input type="checkbox"/> Y	<input type="checkbox"/> N	<input type="checkbox"/> Y	<input type="checkbox"/> N	<input type="checkbox"/> Y	<input type="checkbox"/> N	<input type="checkbox"/> Y	<input type="checkbox"/> N		
Q20 Are the communal grass areas/road verges maintained to your satisfaction	<input type="checkbox"/> Y	<input type="checkbox"/> N	<input type="checkbox"/> Y	<input type="checkbox"/> N	<input type="checkbox"/> Y	<input type="checkbox"/> N	<input type="checkbox"/> Y	<input type="checkbox"/> N	<input type="checkbox"/> Y	<input type="checkbox"/> N	<input type="checkbox"/> Y	<input type="checkbox"/> N	<input type="checkbox"/> Y	<input type="checkbox"/> N		
Q21 Should the grass areas/road verges be protected from vehicle damage/parking	<input type="checkbox"/> Y	<input type="checkbox"/> N	<input type="checkbox"/> Y	<input type="checkbox"/> N	<input type="checkbox"/> Y	<input type="checkbox"/> N	<input type="checkbox"/> Y	<input type="checkbox"/> N	<input type="checkbox"/> Y	<input type="checkbox"/> N	<input type="checkbox"/> Y	<input type="checkbox"/> N	<input type="checkbox"/> Y	<input type="checkbox"/> N		
Q22 Are there areas of the village where street lighting could be improved or reduced. Please comment																

Q23 Do you regularly suffer from any of the following types of disturbance	Person 1		Person 2		Person 3		Person 4	
	Y	N	Y	N	Y	N	Y	N
Excessive traffic noise	<input type="checkbox"/>	<input type="checkbox"/>	<input type="checkbox"/>	<input type="checkbox"/>	<input type="checkbox"/>	<input type="checkbox"/>	<input type="checkbox"/>	<input type="checkbox"/>
Low flying light aircraft	<input type="checkbox"/>	<input type="checkbox"/>	<input type="checkbox"/>	<input type="checkbox"/>	<input type="checkbox"/>	<input type="checkbox"/>	<input type="checkbox"/>	<input type="checkbox"/>
Low flying microlight aircraft	<input type="checkbox"/>	<input type="checkbox"/>	<input type="checkbox"/>	<input type="checkbox"/>	<input type="checkbox"/>	<input type="checkbox"/>	<input type="checkbox"/>	<input type="checkbox"/>
Low flying commercial aircraft	<input type="checkbox"/>	<input type="checkbox"/>	<input type="checkbox"/>	<input type="checkbox"/>	<input type="checkbox"/>	<input type="checkbox"/>	<input type="checkbox"/>	<input type="checkbox"/>
Motorbike activities	<input type="checkbox"/>	<input type="checkbox"/>	<input type="checkbox"/>	<input type="checkbox"/>	<input type="checkbox"/>	<input type="checkbox"/>	<input type="checkbox"/>	<input type="checkbox"/>
Noise (other than traffic)	<input type="checkbox"/>	<input type="checkbox"/>	<input type="checkbox"/>	<input type="checkbox"/>	<input type="checkbox"/>	<input type="checkbox"/>	<input type="checkbox"/>	<input type="checkbox"/>
Light pollution	<input type="checkbox"/>	<input type="checkbox"/>	<input type="checkbox"/>	<input type="checkbox"/>	<input type="checkbox"/>	<input type="checkbox"/>	<input type="checkbox"/>	<input type="checkbox"/>
Domestic animals	<input type="checkbox"/>	<input type="checkbox"/>	<input type="checkbox"/>	<input type="checkbox"/>	<input type="checkbox"/>	<input type="checkbox"/>	<input type="checkbox"/>	<input type="checkbox"/>
Other (please specify)								

Q24 Do you have any further comments on the village Environment

Section 5 Health and Community Care

Q25 Are you registered with a Doctor's surgery within 5 miles of Rayne	Y	N	Y	N	Y	N	Y	N	
	<input type="checkbox"/>	<input type="checkbox"/>	<input type="checkbox"/>	<input type="checkbox"/>	<input type="checkbox"/>	<input type="checkbox"/>	<input type="checkbox"/>	<input type="checkbox"/>	
Q26 Are you able to get to your Doctor's surgery	easily	difficult	no	easily	difficult	no	easily	difficult	no
	<input type="checkbox"/>	<input type="checkbox"/>	<input type="checkbox"/>	<input type="checkbox"/>	<input type="checkbox"/>	<input type="checkbox"/>	<input type="checkbox"/>	<input type="checkbox"/>	<input type="checkbox"/>
Q27 Are you satisfied with the services at your local doctor's practice	Y	N	Y	N	Y	N	Y	N	
	<input type="checkbox"/>	<input type="checkbox"/>	<input type="checkbox"/>	<input type="checkbox"/>	<input type="checkbox"/>	<input type="checkbox"/>	<input type="checkbox"/>	<input type="checkbox"/>	
Q28 Are you satisfied with the hospitals at	Y	N	Y	N	Y	N	Y	N	
Braintree	<input type="checkbox"/>	<input type="checkbox"/>	<input type="checkbox"/>	<input type="checkbox"/>	<input type="checkbox"/>	<input type="checkbox"/>	<input type="checkbox"/>	<input type="checkbox"/>	
Broomfield	<input type="checkbox"/>	<input type="checkbox"/>	<input type="checkbox"/>	<input type="checkbox"/>	<input type="checkbox"/>	<input type="checkbox"/>	<input type="checkbox"/>	<input type="checkbox"/>	

If you have had need to use hospital services in the past 2 years please answer Q29 & 30. If not go to Q31

Q29 Can you get to the local hospitals for screenings, tests, appointments etc	easily	difficult	no	easily	difficult	no	easily	difficult	no
	<input type="checkbox"/>	<input type="checkbox"/>	<input type="checkbox"/>	<input type="checkbox"/>	<input type="checkbox"/>	<input type="checkbox"/>	<input type="checkbox"/>	<input type="checkbox"/>	<input type="checkbox"/>
Q30 Are your hospital waiting times for treatment reasonable	Y	N	Y	N	Y	N	Y	N	
	<input type="checkbox"/>	<input type="checkbox"/>	<input type="checkbox"/>	<input type="checkbox"/>	<input type="checkbox"/>	<input type="checkbox"/>	<input type="checkbox"/>	<input type="checkbox"/>	

Q31 Are you able to obtain the following services if required	Person 1			Person 2			Person 3			Person 4		
	Yes	No	Not Applicable	Yes	No	Not Applicable	Yes	No	Not Applicable	Yes	No	Not Applicable
NHS dental care	<input type="checkbox"/>	<input type="checkbox"/>	<input type="checkbox"/>	<input type="checkbox"/>	<input type="checkbox"/>	<input type="checkbox"/>	<input type="checkbox"/>	<input type="checkbox"/>	<input type="checkbox"/>	<input type="checkbox"/>	<input type="checkbox"/>	<input type="checkbox"/>
Chiropodists	<input type="checkbox"/>	<input type="checkbox"/>	<input type="checkbox"/>	<input type="checkbox"/>	<input type="checkbox"/>	<input type="checkbox"/>	<input type="checkbox"/>	<input type="checkbox"/>	<input type="checkbox"/>	<input type="checkbox"/>	<input type="checkbox"/>	<input type="checkbox"/>
Physiotherapy	<input type="checkbox"/>	<input type="checkbox"/>	<input type="checkbox"/>	<input type="checkbox"/>	<input type="checkbox"/>	<input type="checkbox"/>	<input type="checkbox"/>	<input type="checkbox"/>	<input type="checkbox"/>	<input type="checkbox"/>	<input type="checkbox"/>	<input type="checkbox"/>
Opticians	<input type="checkbox"/>	<input type="checkbox"/>	<input type="checkbox"/>	<input type="checkbox"/>	<input type="checkbox"/>	<input type="checkbox"/>	<input type="checkbox"/>	<input type="checkbox"/>	<input type="checkbox"/>	<input type="checkbox"/>	<input type="checkbox"/>	<input type="checkbox"/>
Home help/carer	<input type="checkbox"/>	<input type="checkbox"/>	<input type="checkbox"/>	<input type="checkbox"/>	<input type="checkbox"/>	<input type="checkbox"/>	<input type="checkbox"/>	<input type="checkbox"/>	<input type="checkbox"/>	<input type="checkbox"/>	<input type="checkbox"/>	<input type="checkbox"/>

Q32 Have you any comments on the healthcare section

Section 6 Sport, Leisure and Open Space including Community Facilities

The village is fortunate to have community facilities such as the village hall and playing fields
We would value your comments on these

		Person 1	Person 2	Person 3	Person 4
Q33 How frequently do you use the playing fields (number of visits per month)		Never	Never	Never	Never
	In Summer	<input type="checkbox"/> L_4	<input type="checkbox"/> L_4	<input type="checkbox"/> L_4	<input type="checkbox"/> L_4
	In Winter	<input type="checkbox"/> 5_9	<input type="checkbox"/> 5_9	<input type="checkbox"/> 5_9	<input type="checkbox"/> 5_9
		<input type="checkbox"/> Over 10	<input type="checkbox"/> Over 10	<input type="checkbox"/> Over 10	<input type="checkbox"/> Over 10
Q34 Do you have any comments/ideas on the playing fields					
Q35 How frequently do you visit the play area with children (number of visits per month)		Never	Never	Never	Never
	In summer	<input type="checkbox"/> L_4	<input type="checkbox"/> L_4	<input type="checkbox"/> L_4	<input type="checkbox"/> L_4
	In winter	<input type="checkbox"/> 5_9	<input type="checkbox"/> 5_9	<input type="checkbox"/> 5_9	<input type="checkbox"/> 5_9
		<input type="checkbox"/> Over 10	<input type="checkbox"/> Over 10	<input type="checkbox"/> Over 10	<input type="checkbox"/> Over 10
Q36 Does the children's play area need updating to meet the needs of younger children		Y	Y	Y	Y
		N	N	N	N
		No	No	No	No
		Opinion	Opinion	Opinion	Opinion
Q37 Are there any other facilities needed that you would regularly use e.g. hard play area etc					
Q38 How frequently do you use the facilities of the village hall	Never	<input type="checkbox"/>	<input type="checkbox"/>	<input type="checkbox"/>	<input type="checkbox"/>
	Weekly	<input type="checkbox"/>	<input type="checkbox"/>	<input type="checkbox"/>	<input type="checkbox"/>
	Monthly	<input type="checkbox"/>	<input type="checkbox"/>	<input type="checkbox"/>	<input type="checkbox"/>
	Quarterly	<input type="checkbox"/>	<input type="checkbox"/>	<input type="checkbox"/>	<input type="checkbox"/>
	Annually	<input type="checkbox"/>	<input type="checkbox"/>	<input type="checkbox"/>	<input type="checkbox"/>
			<input type="checkbox"/>	<input type="checkbox"/>	<input type="checkbox"/>
Q39 What type of events do you attend at the village hall	sports clubs	<input type="checkbox"/>	<input type="checkbox"/>	<input type="checkbox"/>	<input type="checkbox"/>
	Private hire	<input type="checkbox"/>	<input type="checkbox"/>	<input type="checkbox"/>	<input type="checkbox"/>
	Village events	<input type="checkbox"/>	<input type="checkbox"/>	<input type="checkbox"/>	<input type="checkbox"/>
	Other clubs	<input type="checkbox"/>	<input type="checkbox"/>	<input type="checkbox"/>	<input type="checkbox"/>
	Community information point	<input type="checkbox"/>	<input type="checkbox"/>	<input type="checkbox"/>	<input type="checkbox"/>
Q40 Should the village hall (tick max 2 boxes)	Remain the same	<input type="checkbox"/>	<input type="checkbox"/>	<input type="checkbox"/>	<input type="checkbox"/>
	Become more of a focal point for community	<input type="checkbox"/>	<input type="checkbox"/>	<input type="checkbox"/>	<input type="checkbox"/>
	Incorporate a social club	<input type="checkbox"/>	<input type="checkbox"/>	<input type="checkbox"/>	<input type="checkbox"/>
	Be used as a youth centre	<input type="checkbox"/>	<input type="checkbox"/>	<input type="checkbox"/>	<input type="checkbox"/>
	Be used for sporting events	<input type="checkbox"/>	<input type="checkbox"/>	<input type="checkbox"/>	<input type="checkbox"/>
	Other (please specify)				

	Person 1			Person 2			Person 3			Person 4		
Q41 Would you be willing to pay extra council tax to fund improved village hall/sporting facilities e.g. £10 per year per Band D household would raise approx £9000	No	£5	£10	No	£5	£10	No	£5	£10	No	£5	£10
	<input type="checkbox"/>	<input type="checkbox"/>	<input type="checkbox"/>	<input type="checkbox"/>	<input type="checkbox"/>	<input type="checkbox"/>	<input type="checkbox"/>	<input type="checkbox"/>	<input type="checkbox"/>	<input type="checkbox"/>	<input type="checkbox"/>	<input type="checkbox"/>

Q42 Do you have any comments/ideas on the village hall

Section 7 Economy, Business and Services

Q43 How important to you are these local services		very	quite	not at all	No opinion	very	quite	not at all	No opinion	very	quite	not at all	No opinion	very	quite	not at all	No opinion
		Post Office	<input type="checkbox"/>	<input type="checkbox"/>	<input type="checkbox"/>	<input type="checkbox"/>	<input type="checkbox"/>	<input type="checkbox"/>	<input type="checkbox"/>	<input type="checkbox"/>	<input type="checkbox"/>	<input type="checkbox"/>	<input type="checkbox"/>	<input type="checkbox"/>	<input type="checkbox"/>	<input type="checkbox"/>	<input type="checkbox"/>
Restaurant	<input type="checkbox"/>	<input type="checkbox"/>	<input type="checkbox"/>	<input type="checkbox"/>	<input type="checkbox"/>	<input type="checkbox"/>	<input type="checkbox"/>	<input type="checkbox"/>	<input type="checkbox"/>	<input type="checkbox"/>	<input type="checkbox"/>	<input type="checkbox"/>	<input type="checkbox"/>	<input type="checkbox"/>	<input type="checkbox"/>	<input type="checkbox"/>	
Pubs	<input type="checkbox"/>	<input type="checkbox"/>	<input type="checkbox"/>	<input type="checkbox"/>	<input type="checkbox"/>	<input type="checkbox"/>	<input type="checkbox"/>	<input type="checkbox"/>	<input type="checkbox"/>	<input type="checkbox"/>	<input type="checkbox"/>	<input type="checkbox"/>	<input type="checkbox"/>	<input type="checkbox"/>	<input type="checkbox"/>	<input type="checkbox"/>	
Shops	<input type="checkbox"/>	<input type="checkbox"/>	<input type="checkbox"/>	<input type="checkbox"/>	<input type="checkbox"/>	<input type="checkbox"/>	<input type="checkbox"/>	<input type="checkbox"/>	<input type="checkbox"/>	<input type="checkbox"/>	<input type="checkbox"/>	<input type="checkbox"/>	<input type="checkbox"/>	<input type="checkbox"/>	<input type="checkbox"/>	<input type="checkbox"/>	
Mobile Library	<input type="checkbox"/>	<input type="checkbox"/>	<input type="checkbox"/>	<input type="checkbox"/>	<input type="checkbox"/>	<input type="checkbox"/>	<input type="checkbox"/>	<input type="checkbox"/>	<input type="checkbox"/>	<input type="checkbox"/>	<input type="checkbox"/>	<input type="checkbox"/>	<input type="checkbox"/>	<input type="checkbox"/>	<input type="checkbox"/>	<input type="checkbox"/>	
Other (please specify)																	

Q44 Should light industrial/office units be encouraged within the parish	Y	N	Y	N	Y	N	Y	N
	<input type="checkbox"/>	<input type="checkbox"/>	<input type="checkbox"/>	<input type="checkbox"/>	<input type="checkbox"/>	<input type="checkbox"/>	<input type="checkbox"/>	<input type="checkbox"/>

Q45 If you work full/part time, do you work								
at Home	<input type="checkbox"/>	<input type="checkbox"/>	<input type="checkbox"/>	<input type="checkbox"/>	<input type="checkbox"/>	<input type="checkbox"/>	<input type="checkbox"/>	<input type="checkbox"/>
in Village	<input type="checkbox"/>	<input type="checkbox"/>	<input type="checkbox"/>	<input type="checkbox"/>	<input type="checkbox"/>	<input type="checkbox"/>	<input type="checkbox"/>	<input type="checkbox"/>
in Braintree	<input type="checkbox"/>	<input type="checkbox"/>	<input type="checkbox"/>	<input type="checkbox"/>	<input type="checkbox"/>	<input type="checkbox"/>	<input type="checkbox"/>	<input type="checkbox"/>
Within 20 miles of Rayne	<input type="checkbox"/>	<input type="checkbox"/>	<input type="checkbox"/>	<input type="checkbox"/>	<input type="checkbox"/>	<input type="checkbox"/>	<input type="checkbox"/>	<input type="checkbox"/>
London	<input type="checkbox"/>	<input type="checkbox"/>	<input type="checkbox"/>	<input type="checkbox"/>	<input type="checkbox"/>	<input type="checkbox"/>	<input type="checkbox"/>	<input type="checkbox"/>
Other	<input type="checkbox"/>	<input type="checkbox"/>	<input type="checkbox"/>	<input type="checkbox"/>	<input type="checkbox"/>	<input type="checkbox"/>	<input type="checkbox"/>	<input type="checkbox"/>

Q46 Is your household satisfied with the quality of	Y	N	Y	N	
water	<input type="checkbox"/>	<input type="checkbox"/>	electricity supply	<input type="checkbox"/>	<input type="checkbox"/>

Q47 Are there any services your household cannot receive but would like								
Gas	<input type="checkbox"/>	<input type="checkbox"/>	<input type="checkbox"/>	<input type="checkbox"/>	<input type="checkbox"/>	<input type="checkbox"/>	<input type="checkbox"/>	<input type="checkbox"/>
Broadband	<input type="checkbox"/>	<input type="checkbox"/>	<input type="checkbox"/>	<input type="checkbox"/>	<input type="checkbox"/>	<input type="checkbox"/>	<input type="checkbox"/>	<input type="checkbox"/>
Mains Sewer	<input type="checkbox"/>	<input type="checkbox"/>	<input type="checkbox"/>	<input type="checkbox"/>	<input type="checkbox"/>	<input type="checkbox"/>	<input type="checkbox"/>	<input type="checkbox"/>
Cable Tv	<input type="checkbox"/>	<input type="checkbox"/>	<input type="checkbox"/>	<input type="checkbox"/>	<input type="checkbox"/>	<input type="checkbox"/>	<input type="checkbox"/>	<input type="checkbox"/>
None of the above	<input type="checkbox"/>	<input type="checkbox"/>	<input type="checkbox"/>	<input type="checkbox"/>	<input type="checkbox"/>	<input type="checkbox"/>	<input type="checkbox"/>	<input type="checkbox"/>

Do you have any comments on business or utilities

Section 8 Community Safety

	Person 1	Person 2	Person 3	Person 4
Q48 Do you feel safe living in Rayne and walking around the village during daylight during darkness	Always <input type="checkbox"/> Mostly <input type="checkbox"/> Rarely <input type="checkbox"/>	Always <input type="checkbox"/> Mostly <input type="checkbox"/> Rarely <input type="checkbox"/>	Always <input type="checkbox"/> Mostly <input type="checkbox"/> Rarely <input type="checkbox"/>	Always <input type="checkbox"/> Mostly <input type="checkbox"/> Rarely <input type="checkbox"/>
Q48a Are there any particular areas where you or your children feel unsafe				
Rayne Station	<input type="checkbox"/>	<input type="checkbox"/>	<input type="checkbox"/>	<input type="checkbox"/>
Flitch Way	<input type="checkbox"/>	<input type="checkbox"/>	<input type="checkbox"/>	<input type="checkbox"/>
Public Footpaths within village	<input type="checkbox"/>	<input type="checkbox"/>	<input type="checkbox"/>	<input type="checkbox"/>
None	<input type="checkbox"/>	<input type="checkbox"/>	<input type="checkbox"/>	<input type="checkbox"/>
Other (please specify)	<input type="text"/>			
Q49 Have you had cause to contact the police in the last 24 months	Y <input type="checkbox"/>	N <input type="checkbox"/>	Y <input type="checkbox"/>	N <input type="checkbox"/>
If No please go to Question 52				
Q50 If Yes did you dial				
999	<input type="checkbox"/>	<input type="checkbox"/>	<input type="checkbox"/>	<input type="checkbox"/>
Braintree	<input type="checkbox"/>	<input type="checkbox"/>	<input type="checkbox"/>	<input type="checkbox"/>
Shalford	<input type="checkbox"/>	<input type="checkbox"/>	<input type="checkbox"/>	<input type="checkbox"/>
Other	<input type="checkbox"/>	<input type="checkbox"/>	<input type="checkbox"/>	<input type="checkbox"/>
Q51 How did you rate the response				
Good	<input type="checkbox"/>	<input type="checkbox"/>	<input type="checkbox"/>	<input type="checkbox"/>
Satisfactory	<input type="checkbox"/>	<input type="checkbox"/>	<input type="checkbox"/>	<input type="checkbox"/>
Poor	<input type="checkbox"/>	<input type="checkbox"/>	<input type="checkbox"/>	<input type="checkbox"/>
Q52 Does the Mobile Police Office provide a service of value to you	Y <input type="checkbox"/>	N <input type="checkbox"/>	Y <input type="checkbox"/>	N <input type="checkbox"/>
Q53 If your house is in a Neighbourhood Watch Area, do you think it is providing a useful service	Y <input type="checkbox"/>	N <input type="checkbox"/>	Y <input type="checkbox"/>	N <input type="checkbox"/>
If you are not in neighbourhood watch would you like to be included	Y <input type="checkbox"/>	N <input type="checkbox"/>	Y <input type="checkbox"/>	N <input type="checkbox"/>
Q54 Have you been a victim of anti social behaviour reported or unreported in the last 24 months	Y <input type="checkbox"/>	N <input type="checkbox"/>	Y <input type="checkbox"/>	N <input type="checkbox"/>
If No go to Q56				
Q55 What type of anti social behaviour was it				
Rowdiness	<input type="checkbox"/>	<input type="checkbox"/>	<input type="checkbox"/>	<input type="checkbox"/>
Vandalism	<input type="checkbox"/>	<input type="checkbox"/>	<input type="checkbox"/>	<input type="checkbox"/>
Graffiti	<input type="checkbox"/>	<input type="checkbox"/>	<input type="checkbox"/>	<input type="checkbox"/>
Disputes with neighbour	<input type="checkbox"/>	<input type="checkbox"/>	<input type="checkbox"/>	<input type="checkbox"/>
Other please specify	<input type="text"/>			

Section 9 Education and Training

	Person 1	Person 2	Person 3	Person 4
	Y N	Y N	Y N	Y N
Q56	Do you have access to sufficient training and educational opportunities			
	<input type="checkbox"/>	<input type="checkbox"/>	<input type="checkbox"/>	<input type="checkbox"/>
	If No please specify your needs			

	Y	N	Y	N	Y	N	Y	N
Q57	If educational courses were available in the village would you use them (see below)							
	<input type="checkbox"/>	<input type="checkbox"/>	<input type="checkbox"/>	<input type="checkbox"/>	<input type="checkbox"/>	<input type="checkbox"/>	<input type="checkbox"/>	<input type="checkbox"/>
	If yes what courses would you use							
	Computing	<input type="checkbox"/>	<input type="checkbox"/>	<input type="checkbox"/>	<input type="checkbox"/>	<input type="checkbox"/>	<input type="checkbox"/>	<input type="checkbox"/>
	Languages	<input type="checkbox"/>	<input type="checkbox"/>	<input type="checkbox"/>	<input type="checkbox"/>	<input type="checkbox"/>	<input type="checkbox"/>	<input type="checkbox"/>
	Art	<input type="checkbox"/>	<input type="checkbox"/>	<input type="checkbox"/>	<input type="checkbox"/>	<input type="checkbox"/>	<input type="checkbox"/>	<input type="checkbox"/>
	Local History / Family History	<input type="checkbox"/>	<input type="checkbox"/>	<input type="checkbox"/>	<input type="checkbox"/>	<input type="checkbox"/>	<input type="checkbox"/>	<input type="checkbox"/>
	Hobbies	<input type="checkbox"/>	<input type="checkbox"/>	<input type="checkbox"/>	<input type="checkbox"/>	<input type="checkbox"/>	<input type="checkbox"/>	<input type="checkbox"/>
	Other Please specify							

	Y	N	Y	N	Y	N	Y	N
Q58	Are the choices for Secondary school education satisfactory							
	<input type="checkbox"/>	<input type="checkbox"/>	<input type="checkbox"/>	<input type="checkbox"/>	<input type="checkbox"/>	<input type="checkbox"/>	<input type="checkbox"/>	<input type="checkbox"/>
	If no please state reasons							
	Distance to travel	<input type="checkbox"/>	<input type="checkbox"/>	<input type="checkbox"/>	<input type="checkbox"/>	<input type="checkbox"/>	<input type="checkbox"/>	<input type="checkbox"/>
	Educational standard	<input type="checkbox"/>	<input type="checkbox"/>	<input type="checkbox"/>	<input type="checkbox"/>	<input type="checkbox"/>	<input type="checkbox"/>	<input type="checkbox"/>
	Other please specify							

	Y	N	Y	N	Y	N	Y	N
Q59	Is school transport provision adequate							
	<input type="checkbox"/>	<input type="checkbox"/>	<input type="checkbox"/>	<input type="checkbox"/>	<input type="checkbox"/>	<input type="checkbox"/>	<input type="checkbox"/>	<input type="checkbox"/>
	Please include any other comments you may have							

	Y	N	Y	N	Y	N	Y	N
Q60	If your child attends Rayne Primary School do they walk to school							
	<input type="checkbox"/>	<input type="checkbox"/>	<input type="checkbox"/>	<input type="checkbox"/>	<input type="checkbox"/>	<input type="checkbox"/>	<input type="checkbox"/>	<input type="checkbox"/>
	If No why not							

Section 10 Transport and Traffic

Public transport to include buses, taxis etc

	Y	N	Y	N	Y	N	Y	N
Q61	Do you use public transport							
	frequently	<input type="checkbox"/>	<input type="checkbox"/>	<input type="checkbox"/>	<input type="checkbox"/>	<input type="checkbox"/>	<input type="checkbox"/>	<input type="checkbox"/>
	occasionally	<input type="checkbox"/>	<input type="checkbox"/>	<input type="checkbox"/>	<input type="checkbox"/>	<input type="checkbox"/>	<input type="checkbox"/>	<input type="checkbox"/>
	Not at all	<input type="checkbox"/>	<input type="checkbox"/>	<input type="checkbox"/>	<input type="checkbox"/>	<input type="checkbox"/>	<input type="checkbox"/>	<input type="checkbox"/>
	If Yes do you find it adequate							
	<input type="checkbox"/>	<input type="checkbox"/>	<input type="checkbox"/>	<input type="checkbox"/>	<input type="checkbox"/>	<input type="checkbox"/>	<input type="checkbox"/>	<input type="checkbox"/>
	How could it be improved							

Q62 If you do not use public transport what would encourage you to do so

Q63 How many road worthy vehicles are there in your household

0	1	2	3	4+
<input type="checkbox"/>	<input type="checkbox"/>	<input type="checkbox"/>	<input type="checkbox"/>	<input type="checkbox"/>

Q64 Are they parked

on road	on drive	in garage	other
<input type="checkbox"/>	<input type="checkbox"/>	<input type="checkbox"/>	<input type="checkbox"/>

Q65 Do you think there is a problem with parking and obstructed pavements

Person 1		Person 2		Person 3		Person 4	
Y	N	Y	N	Y	N	Y	N
<input type="checkbox"/>	<input type="checkbox"/>	<input type="checkbox"/>	<input type="checkbox"/>	<input type="checkbox"/>	<input type="checkbox"/>	<input type="checkbox"/>	<input type="checkbox"/>

Q66 Do you regularly car share for work, shopping, school run or other purpose

Y	N	Y	N	Y	N	Y	N
<input type="checkbox"/>	<input type="checkbox"/>	<input type="checkbox"/>	<input type="checkbox"/>	<input type="checkbox"/>	<input type="checkbox"/>	<input type="checkbox"/>	<input type="checkbox"/>

Q67 Do you feel there is a problem with excess speed in the village

Y	N	Y	N	Y	N	Y	N
<input type="checkbox"/>	<input type="checkbox"/>	<input type="checkbox"/>	<input type="checkbox"/>	<input type="checkbox"/>	<input type="checkbox"/>	<input type="checkbox"/>	<input type="checkbox"/>

Q68 Would you like to see (tick as many as required)

20mph speed limits	<input type="checkbox"/>	<input type="checkbox"/>	<input type="checkbox"/>	<input type="checkbox"/>
Traffic calming measures	<input type="checkbox"/>	<input type="checkbox"/>	<input type="checkbox"/>	<input type="checkbox"/>
Speed cameras	<input type="checkbox"/>	<input type="checkbox"/>	<input type="checkbox"/>	<input type="checkbox"/>

Other please specify

Q69 Do you have any comments on any transport or traffic issues

Section II Local Government and Community Networks

The parish council is the first tier of local government. Braintree District Council is the next level followed by Essex County Council. This section is designed to gauge your views of local government representation.

Q70 Do parish councillors represent your views

Yes	No	Don't know	Yes	No	Don't know	Yes	No	Don't know	Yes	No	Don't know
<input type="checkbox"/>	<input type="checkbox"/>	<input type="checkbox"/>	<input type="checkbox"/>	<input type="checkbox"/>	<input type="checkbox"/>	<input type="checkbox"/>	<input type="checkbox"/>	<input type="checkbox"/>	<input type="checkbox"/>	<input type="checkbox"/>	<input type="checkbox"/>

Q71 Is there adequate communication between the parish council and villagers

Y	N	Y	N	Y	N	Y	N
<input type="checkbox"/>	<input type="checkbox"/>	<input type="checkbox"/>	<input type="checkbox"/>	<input type="checkbox"/>	<input type="checkbox"/>	<input type="checkbox"/>	<input type="checkbox"/>

If No how could communication be improved

Q72 Does the district councillor represent your views

Yes	No	Don't know	Yes	No	Don't know	Yes	No	Don't know	Yes	No	Don't know
<input type="checkbox"/>	<input type="checkbox"/>	<input type="checkbox"/>	<input type="checkbox"/>	<input type="checkbox"/>	<input type="checkbox"/>	<input type="checkbox"/>	<input type="checkbox"/>	<input type="checkbox"/>	<input type="checkbox"/>	<input type="checkbox"/>	<input type="checkbox"/>

Q73 Is there adequate communication between the district council and villagers

Y	N	Y	N	Y	N	Y	N
<input type="checkbox"/>	<input type="checkbox"/>	<input type="checkbox"/>	<input type="checkbox"/>	<input type="checkbox"/>	<input type="checkbox"/>	<input type="checkbox"/>	<input type="checkbox"/>

If No how could communication be improved

